


Takyon™

Amplification Technologies

qPCR • RT-qPCR • PCR

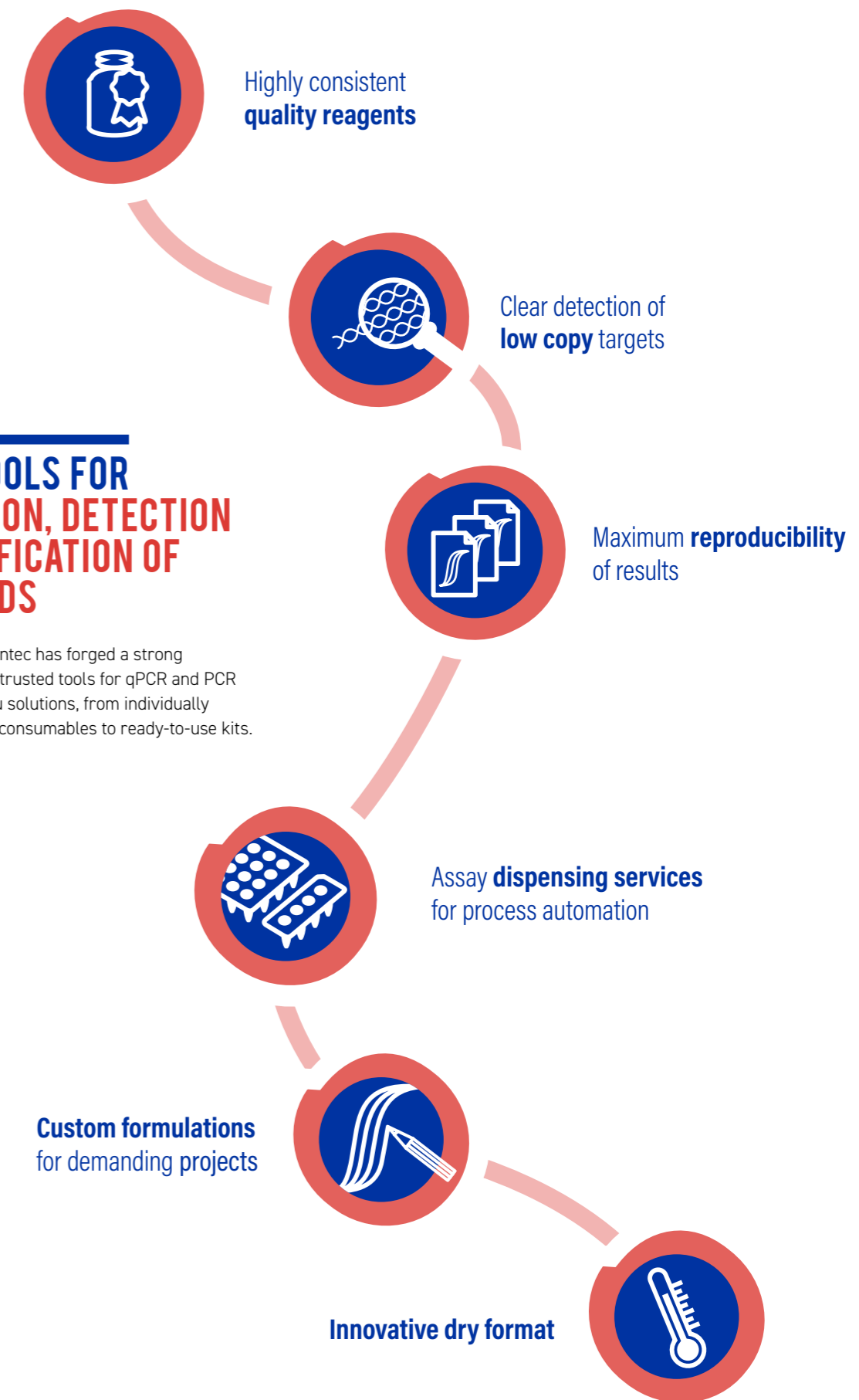
For Life Science Research

- > qPCR/RT-qPCR Takyon™ kits
 - > qPCR control assays
 - > qPCR plastics
 - > PCR kits and reagents
 - > Custom formulations
- 



RELIABLE TOOLS FOR AMPLIFICATION, DETECTION AND QUANTIFICATION OF NUCLEIC ACIDS

For over a decade Eurogentec has forged a strong reputation for developing trusted tools for qPCR and PCR applications. We bring you solutions, from individually performing reagents and consumables to ready-to-use kits.



qPCR/RT-qPCR/PCR

qPCR
& RT-qPCR

PCR

Custom
services

Primer
& Probes

Plastics

- p5 *From PCR to qPCR*
- p6 **qPCR/RT-qPCR range**
- p6 *Takyon™ Kits for qPCR & RT-qPCR assays*
- p12 *qPCR control assays*
- p14 **PCR range**
- p14 *Ready-to-use PCR Mixes*
- p15 *PCR Reagents*
- p20 **Custom services**
- p20 *Custom formulations*
- p20 *Assay dispensing service*
- p20 *Kit design and manufacturing*
- p21 **Primers & Probes**
- p21 *Primers & probes for qPCR assays*
- p25 **qPCR plastics**

Annexes

- p31 *License statements*
- p31 *Trademarks/labels*



FROM PCR TO qPCR

Since its creation in 1983, the PCR has gained interest in molecular identification, sequencing and genetic engineering and is no more restricted to the amplification of low amount targets. However the PCR technology remains an end-point method which still requires a downstream processing after amplification (e.g.: a running gel) to detect and identify the amplified product.

In contrast Real-time PCR technology relies on the signal intensity of a fluorescent reporter dye which increases proportionally with the sample amount. The reaction progress is then monitored in live in closed tubes, significantly reducing hands-on time and contamination risks.

Real-time PCR is frequently used in research and diagnostic assays to precisely detect or quantify the starting template copy number. Result accuracy is also requested for demanding applications such as gene expression and miRNA analysis, Single Nucleotide Polymorphism (SNP) genotyping... and is mainly linked to the reproducibility of the assay.

Different parameters such as the buffer composition or the efficacy of the polymerase may influence result quality and consistency. To ensure successful qPCR reactions, Eurogentec has developed various kit components including a proprietary Takyon™ fusion enzyme and performing reagents as well as efficient consumables you can rely on durably.

- qPCR/RT-qPCR/PCR
- qPCR & RT-qPCR
- PCR
- Custom services
- Primer & Probes
- Plastics

qPCR/RT-qPCR range

Inspired by the faster than light particle (Tachyon), the Takyon™ qPCR line from Eurogentec has been designed to shorten your qPCR runs. Thanks to a better affinity to DNA, and combined to an optimised reaction buffer, the new Takyon™ fusion polymerase ensures sensitivity and fast delivery of accurate and reproducible results. In this chapter, you will find ready-to-use kits, plastics, controls and reagents to achieve your qPCR and RT-qPCR assays successfully. ■

BENEFITS OF TAKYON™ KITS

Universal capabilities

The Takyon™ kits are compatible with all cyclers and applications including high throughput and on the field testing.

Large dynamic range

The Takyon™ kits give consistent amplification results over a large range of initial target concentrations

Robust formulation

The fusion polymerase is highly efficient and less sensitive to inhibitors. This allows amplification with some difficult templates like biological fluids and viruses.

Small reaction volumes

The high sensitivity of the Takyon™ kits combined to the highly concentrated 5X format give reliable results even in small volume reaction.

Suitable for multiplex

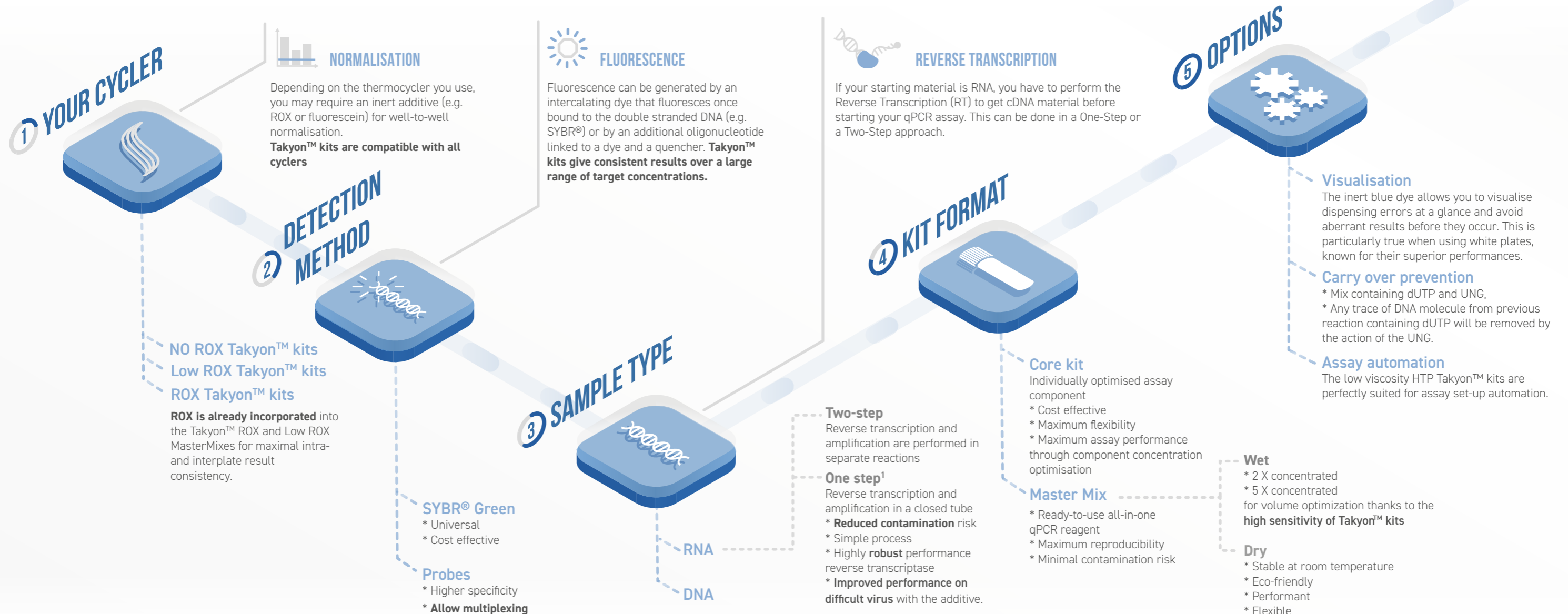
The Takyon™ kits allow the detection of multiple targets in a single reaction tube.

GOOD TO KNOW

To help you in your kit selection, a convenient **online qPCR selector** is available on <http://www.eurogentec.com/qpcr-selector.html>. You can also evaluate a sample of any MasterMix for free and benefit from a 50% discount on your first kit order.

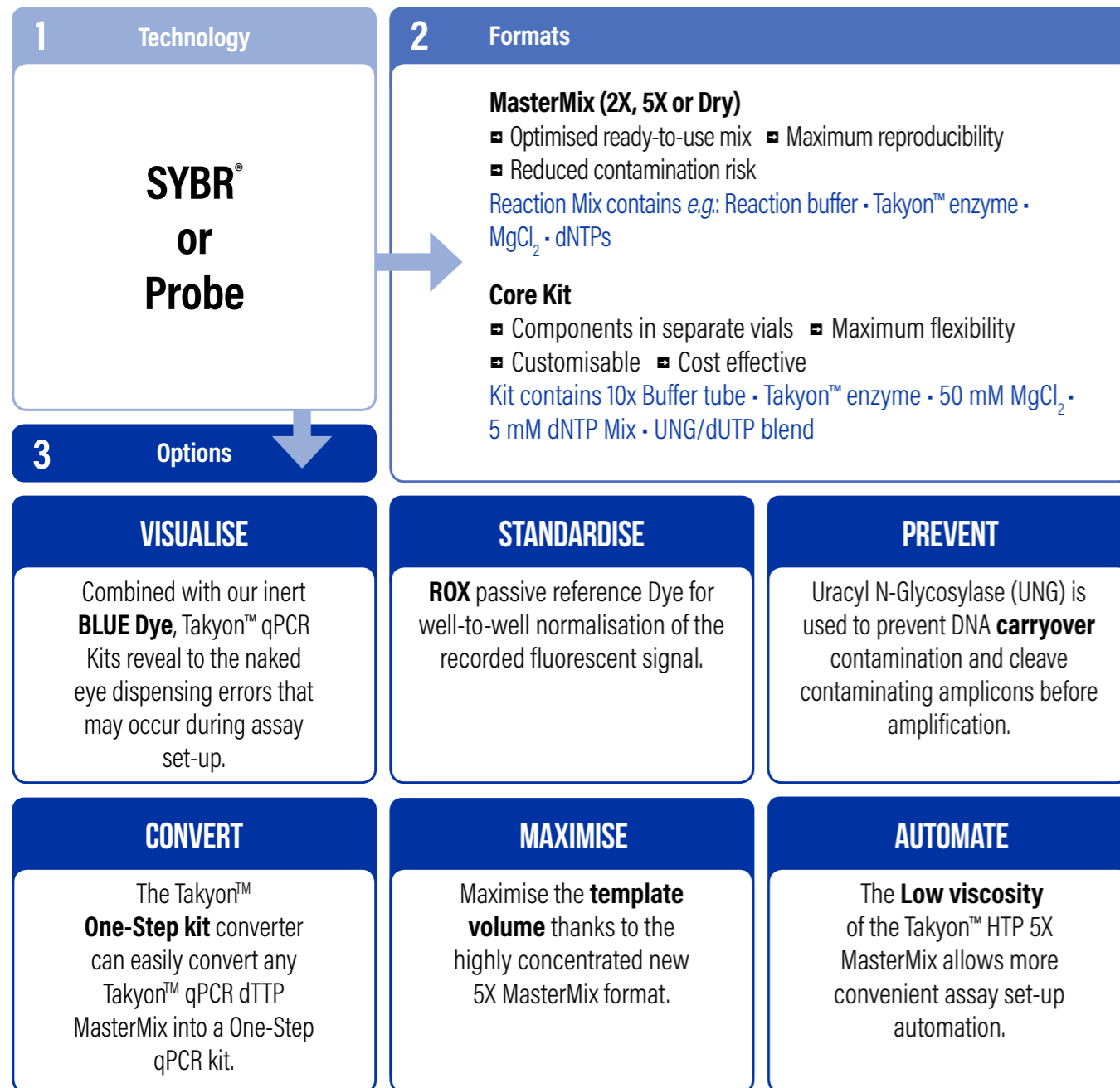


TAKYON™ KITS FOR qPCR & RT-qPCR ASSAYS



1. Any Takyon™ dTTP Master Mix for qPCR assays can easily be converted into a one-step RT-qPCR kit by using the Takyon™ **One-Step kit converter** simply combining the two.

GLOBAL VIEW OF TAKYON KITS



FIND THE PRODUCT MATCHING YOUR THERMOCYCLER

Some thermocyclers use fluorescent dyes to allow well-to-well normalisation. To meet any option, Eurogentec offers kits with passive references (ROX or fluorescein) already incorporated into the mix but also kits without passive reference**.

The lexicon below guides you to the right ordering information in tables.

<p>Cycler Group</p> <p>A</p> <ul style="list-style-type: none"> 1 ABI Prism® 5700 (p.9) 1 ABI Prism® 7000 (p.9) 1 ABI Prism® 7300 (p.9) 2 ABI Prism® 7500 & FAST 7500 (p.9) 1 ABI Prism® 7700 (p.9) 1 ABI Prism® 7900 & FAST 7900 (p.9) 1 ABI Step One & Plus (p.9) 2 ABI ViiATM7 (p.9) 3 AriaMx (p.10) <p>C</p> <ul style="list-style-type: none"> 3 CFX384 (p.10) 3 CFX96 (p.10) 3 Chromo 4 (p.10) <p>D</p> <ul style="list-style-type: none"> 3 DNA Engine Opticon® 1 & 2 (p.10) 	<p>Cycler Group</p> <p>G</p> <ul style="list-style-type: none"> 1 GeneAmp® SDS 5700 (p.9) <p>I</p> <ul style="list-style-type: none"> 4 iCycler iQ® (p.10) 4 iQ™5 (p.10) <p>L</p> <ul style="list-style-type: none"> 3 LC96 & LC480 (p.10) 3 LightCycler® Nano System (p.10) <p>M</p> <ul style="list-style-type: none"> 2* Mastercycler® ep realplex I & II (p.10) 3 MiniOpticon (p.10) 2x3 Mx3000P® (p.9&10) 2x3 Mx3005P® (p.9&10) 2x3 Mx4000® (p.9&10) 4 My iQ (p.10) 	<p>Cycler Group</p> <p>P</p> <ul style="list-style-type: none"> 3 PiKoReal™ (p.10) <p>Q</p> <ul style="list-style-type: none"> 3 Quantica® (p.10) 2 QuantStudio® (p.9) 3 qTower (p.10) <p>R</p> <ul style="list-style-type: none"> 3 Rotor-Gene® 2000/3000/6000/Q (p.10) <p>S</p> <ul style="list-style-type: none"> 3 SmartCycler® 1 & 2 (p.10) 3 Swift Spectrum™ 96 (p.10)
---	---	---

Legend

- ROX
- Low ROX
- No ROX
- Use Fluorescein with SYBR® MMix or No ROX with Probe MMix

TAKYON™ DRY

Besides the liquid format, Takyon™ MasterMixes for Probe Assays are also available in a lyophilised format. Takyon™ Dry kits are recommended for on the field assays or for any other usages especially when cold chain becomes an issue.



TAKYON™ DRY ADVANTAGES

Eco-friendly and cost-effective

Takyon™ Dry reagents are environmental friendly. Ambient shipping allows for lightweight, dry ice- and polystyrene foam-free parcels while room temperature storage circumvents the need for a refrigerator.

Stable at room temperature

The lyophilisation process makes the reagents stable for 18 months at ambient temperature (up to 35 °C), greatly simplifying storage and handling of the kits.

Performant

Make no compromise on performance! Takyon™ Dry reagents including the new robust **Takyon™ fusion enzyme** demonstrate equivalent reliable and sensitive performance to that of the efficient and sensitive in-solution DNA and RNA Takyon™ MasterMixes.

Flexible

Takyon™ Dry mix can be instantly reconstituted in any volume up to a 5X concentrated MasterMix

RT-qPCR kits

The Takyon™ One-Step MasterMixes contain the new EuroscriptII RT which delivers highly robust performance on classical mRNAs, small RNA and viral RNAs.

The new additive improves significantly the amplification perfor-

mance on difficult virus types as well as on FFPE samples.

The 5X highly concentrated format allows more flexibility in template volume use especially in the context of small volume reaction.

Product name	1 pack	5 packs	10 packs	# RXNs per single kit ¹	Format	Full carryover (dUTP+UNG)	Corresponding sample
SYBR® Assays							
For Two-Step Assays combine any kit mentioned above to our reverse transcriptase core kit RT-RTCK-03 For One-Step Assays combine any dTTP Takyon™ 2X MasterMix with the Takyon™ One-Step kit converter UF-RTAD-D0101 (for 150 RXN MMix) or UF-RTAD-D0701 (for 750 RXN MMix)							
Probe Assays							
ROX	Takyon™ Dry One-Step RT Probe MasterMix ROX	UF0-RPRT-C0101		150	MasterMix Dry		
	Takyon™ One-Step ROX Probe 5X MasterMix dTTP	UF-RP5X-RT0501	UF-RP5X-RT0505	1250	MasterMix 5x		UF-RP5X-RT0100
LOW ROX	Takyon™ Dry One-Step RT Probe MasterMix Low ROX	UF0-LPRT-C0101		150	MasterMix Dry		
	Takyon™ One-Step Low ROX Probe 5X MasterMix dTTP	UF-LP5X-RT0501	UF-LP5X-RT0505	1250	MasterMix 5x		UF-LP5X-RT0100
NO ROX	Takyon™ Dry One-Step RT Probe MasterMix No ROX	UF0-NPRT-C0101		150	MasterMix Dry		
	Takyon™ One-Step No ROX Probe 5X MasterMix dTTP	UF-NP5X-RT0501	UF-NP5X-RT0505	1250	MasterMix 5x		UF-LP5X-RT0100

¹#RXNs is calculated for a final volume of 20µL.

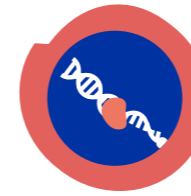
qPCR kits

Product name	1 pack	5 packs	10 packs	# RXNs per single kit ¹	Format	Full carryover (dUTP+UNG)	Corresponding sample
SYBR® Assays							
ROX	Takyon™ ROX SYBR® MasterMix 2X Blue dTTP 75 mL	UF-RSMT-B0701	UF-RSMT-B0705	UF-RSMT-B0710	750	MasterMix 2x	² UF-RSMT-B0100
	Takyon™ ROX SYBR® 2X Core Kit Blue dTTP	UF-RSCT-B0201	UF-RSCT-B0205	UF-RSCT-B0200	1250	Core Kit	²
LOW ROX	Takyon™ Low ROX SYBR® 2X MasterMix blue dTTP	UF-LSMT-B0701	UF-LSMT-B0705	UF-LSMT-B0710	750	MasterMix 2x	²
	Takyon™ No ROX SYBR® 2X MasterMix Blue dTTP 75 mL	UF-NSMT-B0701	UF-NSMT-B0705	UF-NSMT-B0710	750	MasterMix 2x	² UF-NSMT-B0100
NO ROX	Takyon™ No ROX SYBR® Core Kit blue dTTP	UF-NSCT-B0201	UF-NSCT-B0205	UF-NSCT-B0210	1250	Core Kit	²
	Takyon™ SYBR® 2X MasterMix blue dTTP with fluorescein	UF-FSMT-B0701	UF-FSMT-B0705	UF-FSMT-B0710	750	MasterMix 2x	²
FLUORESCIN	Takyon™ No ROX SYBR® Core Kit blue dTTP ³	UF-NSCT-B0201	UF-NSCT-B0205	UF-NSCT-B0210	1250	Core Kit	²
	Probe Assays						
ROX	Takyon™ Dry ROX Probe MasterMix dTTP	UFD-RPMT-C0101			150	MasterMix Dry	
	Takyon™ ROX Probe 2X MasterMix UNG 75 mL	UF-RPMU-C0701	UF-RPMU-C0705	UF-RPMU-C0710	750	MasterMix 2x	✓ UF-RPMU-C0100
	Takyon™ ROX Probe 2X MasterMix dTTP Blue 75 mL	UF-RPMT-B0701	UF-RPMT-B0705	UF-RPMT-B0710	750	MasterMix 2x	² UF-RPMT-B0100
	Takyon™ ROX Probe 2X MasterMix dTTP 75 mL	UF-RPMT-C0701	UF-RPMT-C0705	UF-RPMT-C0710	750	MasterMix 2x	² UF-RPMT-C0100
	Takyon™ ROX Probe 5X MasterMix dTTP 5 x 1 mL	UF-RP5X-C0501	UF-RP5X-C0505	UF-RP5X-C0510	1250	MasterMix 5x	² UF-RP5X-C0100
	Takyon™ ROX Probe Core Kit dTTP	UF-RPCT-C0201	UF-RPCT-C0205	UF-RPCT-C0210	1250	Core Kit	²
LOW ROX	Takyon™ Dry Probe MasterMix dTTP Low ROX	UFD-LPMT-C0101			150	MasterMix Dry	
	Takyon™ Low ROX Probe 2X MasterMix UNG 75 mL	UF-LPMU-C0701	UF-LPMU-C0705	UF-LPMU-C0710	750	MasterMix 2x	✓ UF-LPMU-C0100
	Takyon™ Low ROX Probe 2X MasterMix dTTP Blue 75 mL	UF-LPMT-B0701	UF-LPMT-B0705	UF-LPMT-B0710	750	MasterMix 2x	² UF-LPMT-B0100
	Takyon™ Low ROX Probe 2X MasterMix dTTP 75 mL	UF-LPMT-C0701	UF-LPMT-C0705	UF-LPMT-C0710	750	MasterMix 2X	² UF-LPMT-C0100
NO ROX	Takyon™ Low ROX Probe 5X MasterMix dTTP 5 x 1 mL	UF-LP5X-C0501	UF-LP5X-C0505	UF-LP5X-C0510	1250	MasterMix 5x	² UF-RP5X-C0100
	Takyon™ Dry Probe MasterMix dTTP No ROX	UFD-NPMT-C0101			150	MasterMix Dry	
	Takyon™ No ROX Probe 2X MasterMix UNG 75 mL	UF-NPMU-C0701	UF-NPMU-C0705	UF-NPMU-C0710	750	MasterMix 2x	✓ UF-NPMU-C0100
	Takyon™ No ROX Probe 2X MasterMix dTTP BLUE 75 mL	UF-NPMT-B0701	UF-NPMT-B0705	UF-NPMT-B0710	750	MasterMix 2x	² UF-NPMT-B0100
	Takyon™ No ROX Probe 2X MasterMix dTTP 75 mL	UF-NPMT-C0701	UF-NPMT-C0705	UF-NPMT-C0710	750	MasterMix 2x	² UF-NPMT-C0100
	Takyon™ No ROX Probe 5X MasterMix dTTP 5 x 1 mL	UF-NP5X-C0501	UF-NP5X-C0505	UF-NP5X-C0510	1250	MasterMix 5x	² UF-NP5X-C0100
NO ROX	Takyon™ No ROX Probe 5X HTP MasterMix dTTP 5 x 1 mL	UF-NP5X-CG0501	UF-NP5X-CG0505	UF-NP5X-CG0510	1250	MasterMix 5x	² UF-NP5X-CG0100
	Takyon™ No ROX Probe Core Kit dTTP	UF-NPCT-C0701	UF-NPCT-C0705	UF-NPCT-C0710	1250	Core Kit	²
	Takyon™ No ROX Probe Core Kit dTTP blue	UF-NPCT-B0701	UF-NPCT-B0705	UF-NPCT-B0710	1250	Core Kit	²

² Optional: when dUTP/UNG (RT-UTPUNG-020) additive is used. Component included in Core Kits.
³ Combine with fluorescein additive (RT-FLUO-ADD).
 Note: Easily find the best suited kit for your qPCR platform and application. Use our qPCR selector: www.eurogentec.com/qpcr-selector.html



Additional options




REVERSE TRANSCRIPTION

When working with RNA samples, a reverse transcription is required prior the qPCR reaction. One-step Takyon™ kits containing reverse transcriptase are available for all cyclers. In addition, you can convert any dTTP qPCR Takyon™ kit into a:

One-step RT-qPCR kit: Use Takyon™ One-Step Kit converter with any dTTP Takyon™ 2X Master Mix to make reverse transcription and qPCR in the same tube.

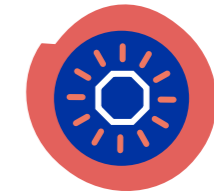
Two-step RT-qPCR kit: Use the Reverse Transcriptase Core Kit prior the qPCR assay to make a two steps reactions with any qPCR kit.



PREVENT CONTAMINATION

Using a mix containing dUTP and UNG brings security to the assay. Indeed any trace of DNA molecule from previous reaction containing dUTP will be removed by the action of the Uracyl-N-Glycosylase (UNG).

Takyon™ 2X Master Mixes for probe assays are available with dUTP/UNG already incorporated. Takyon™ core kits contain dUTP and UNG. Otherwise, dUTP/UNG additive can be used to convert any dTTP kit (e.g. SYBR® kit).



PASSIVE REFERENCE

Passive reference is required for well-to-well normalisation on some thermocyclers.

Takyon™ kits with passive reference (ROX or fluorescein) already incorporated into the mix are available. ROX and Fluorescein additives are available as stand-alone reagents.



MISCELLANEOUS

ORDERING INFORMATION

Description	References	Quantity	Description	References	Quantity
Takyon™ One-Step Kit converter 20 µl	UF-RTAD-D0101 UF-RTAD-D0701 UF-RTAD-D0705 UF-RTAD-D0710	150 RXNs 750 RXNs 5x 750 RXNs 10x 750 RXNs	dUTP/UNG Additive for 5X MMx kit conversion	RT-UTPUNG-033	1250 rxn
Reverse Transcriptase Core Kit 300	RT-RTCK-03 05-RTCK-03 10-RTCK-03	300 RXNs 5x 300 RXNs 10x 300 RXNs	Fluorescein additive 1 mM (for My iQ / i-Cycler iQ ⁵)	RT-FLUO-ADD	1 mL
Reverse Transcriptase Core Kit 500	RT-RTCK-05 05-RTCK-05 10-RTCK-05	500 RXNs 5x 500 RXNs 10x 500 RXNs	ROX Passive Reference	RT-PARE-03 05-PARE-03 10-PARE-03 RT-PARE-100	300 µl 5x 300 µl 10x 300 µl 10 mL
dUTP/UNG Additive for dTTP kit conversion	RT-UTPUNG-005	40 µL (150 RXNs)	UNG (Uracil-N-Glycosylase)	RT-0610-03	300 u
dUTP/UNG Additive for dTTP kit conversion	RT-UTPUNG-020 05-UTPUNG-020 10-UTPUNG-020	200 µL (750 RXNs) 5x 200 µL (5x 750 RXNs) 10x 200 µL (10x 750 RXNs)	UNG (Uracil-N-Glycosylase)	RT-0610-15	1500 u
			Takyon™ Blue Additive	UF-BLUE-ADD	3750 RXN

qPCR CONTROL ASSAYS

qPCR is the method of choice for quantitative gene expression studies. However qPCR assays are prone to inhibition by various substances found in many samples (clinical, soil, plant...).

Internal Positive Controls (IPC) allow you to detect inhibited amplification reactions

due to the carryover of reagents used for the isolation of nucleic acids. Other causes of false-negative results include target nucleic acid degradation, sample processing errors and thermocycler malfunction.

Housekeeping controls allow for gene expression studies. Reliable determination

of the gene expression level across samples requires efficient normalisation of the recorded signals. For that purpose Eurogentec has developed a limited set of optimised and validated housekeeping controls.

Housekeeping internal controls

The accurate and reliable determination of gene expression is commonly achieved by using well characterised internal genes as reference.

Accordingly, Eurogentec has functionally validated each of its controls. Each set has been optimised to a PCR efficiency of 95-100% when combined with a qPCR kit from Eurogentec.

The closer the level of target expression is to the expression of the internal control gene, the more accurate the determination

will be. Therefore the selected control gene should match your target gene expression depending on the cell type or tissue used. The table here below give you an idea of the expression levels of a selection of human housekeeping genes.

ALSO AVAILABLE

You can request your custom design for any other selected gene by sending the gene details to : scientific.support@eurogentec.com

FEATURES

- Validated for human samples
- Sensitive and specific detection
- Full expression range coverage
- Compatible with SYBR® green or probe assays



ORDERING INFORMATION

Human Gene	Relative expression level	cDNA	gDNA	Organism	Amplicon length	#RXN (50µL)	Reference
18S rRNA	Very high	✓	✓	H, Ra, M, Rb	121 bp	250	RT-CKFT-18S RT-CKYD-18S
28S rRNA	Very high	✓	✓	H, M	87 bp	250	RT-CKYD-28S
β-actin	High	✓	✓	H	91 bp	250	RT-CKYD-ACTB
GAPDH	High	✓		H	86 bp	250	RT-CKYD-GAPD
Ubiquitin C	High	✓	✓	H	76 bp	250	RT-CKYD-UBC
β-2-microglobulin	High	✓	✓	H	112 bp	250	RT-CKYD-B2M
Phospholipase A2	Medium	✓		H	93 bp	250	RT-CKYD-YWHAZ
RPL13a	Medium	✓	✓	H	92 bp	250	RT-CKYD-RPL13A
SDHA	Medium	✓		H	118 bp	250	RT-CKYD-SDHA
HMBS	Medium	✓		H	119 bp	250	RT-CKYD-HMBS
HPRT1	Low	✓		H	100 bp	250	RT-CKYD-HPRT1
TBP	Low	✓		H	145 bp	250	RT-CKYD-TBP

Relative expression levels of a selection of human housekeeping genes
H: Human Ra: Rat M: Mouse Rb: Rabbit

Positive Controls

Eurogentec's Positive Controls (PC) are optimised Taqman® assays designed to distinguish true target negatives from false negatives.

The **Sample Processing Control (SPC)** is spiked into samples before extraction to monitor poor extraction yield, PCR

inhibition, incorrect pipetting or cycling parameters.

The **Internal Positive Control (IPC)** is spiked into samples before qPCR assay to confirm the absence of target sequence, inhibition or a reaction set-up/cycling error.



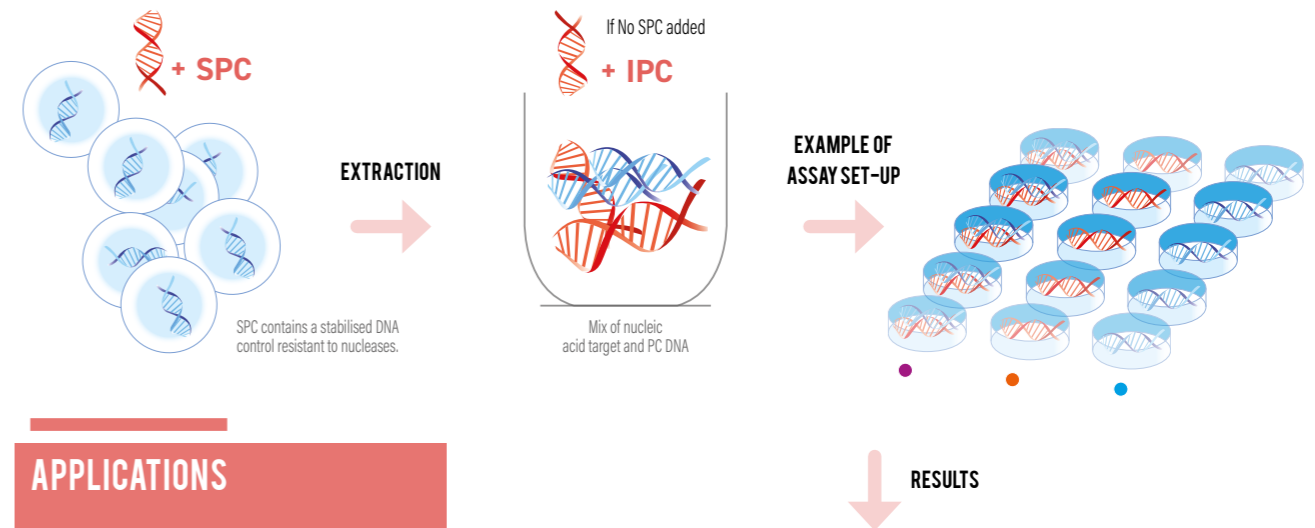
ORDERING INFORMATION

Product	#RXN (50µL)	Reference		
SPC	Sample Processing Control, YY-TAMRA	200 1000	RT-SPCY-T02 RT-SPCY-T10	
	Sample Processing Control, YY-BHQ-1*	200 1000	RT-SPCY-B02 RT-SPCY-B12	
	IPC	Universal Exogenous qPCR Positive Control, YY-TAMRA	200 1000	RT-IPCY-T02 RT-IPCY-T10
		Universal Exogenous qPCR Positive Control, YY-BHQ-1*	200 1000	RT-IPCY-B02 RT-IPCY-B10

METHOD

2 controls (SPC or IPC), multiple possibilities

Eurogentec's Positive Controls (PC) are Optimised Taqman® Assays



APPLICATIONS

Distinguish true negative from false negative targets resulting from inhibition

Monitor loss or degradation of your DNA target during extraction

Assess the quality of your nucleic acids extracts

Calibrate interplate runs for data normalisation

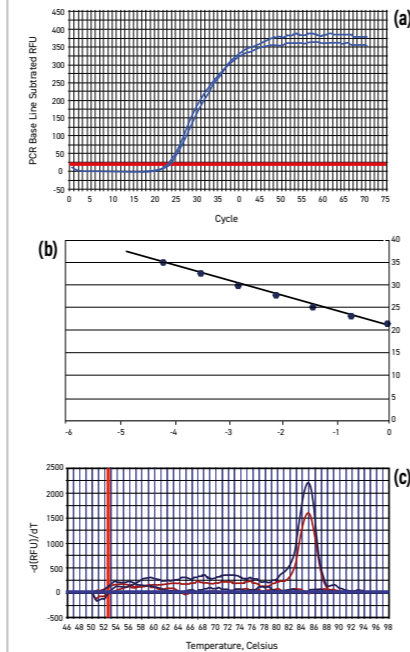
Amplification Results interpretation

Sample	PC	Results interpretation
+	+	Target Positive
-	+	Target Negative (no target sequence)
+	-	No conclusion on target presence*

*A negative target and PC (IPC or SPC) amplification suggests the presence of inhibitors, a wrong PCR set-up, a defective mix, an incorrect thermal cycling protocol or an extraction failure (in case of SPC use).

- qPCR Assay + Control: Sample + Primers + Probe (FAM) PC DNA + Primers + Probe (VIC*)
- No Template Control: No Sample + Primers + Probe (FAM) PC DNA + Primers + Probe (VIC*)
- No Positive Control: Sample + Primers + Probe (FAM) No PC DNA + Primers + Probe (VIC*)

The selected control gene should match your target gene expression depending on the cell type or tissue used.



Amplification plot (a), standard curve (b) and melt curve (c) of human β-actin control.

qPCR/RT-qPCR/PCR

qPCR
& RT-qPCR

PCR

Custom
servicesPrimer
& Probes

Plastics

PCR range

The wide variety of PCR applications requires occasional adjustments to the PCR process. Optimising PCR for your specific application can mean the difference between success and failure. Eurogentec offers you the choice between ready-to-use PCR mixes or separated reagents you can tailor to your need. ■

➤ READY TO USE PCR MIXES

To gain time, prevent contamination risk by multiple pipettings and increase reproducibility of your PCR reactions, we recommend the use of a ready-to-use PCR Mix. **2 x concentrated PCR mixes** are convenient premixed solutions that include in a single tube all common reagents needed for PCR. Simply dilute twice the PCR mix with template, primers and water to start your reaction.

Four PCR mixes are available:

- **GoldStar® Mix** is composed of GoldStar® *Taq* polymerase, dNTPs, MgCl₂ and buffer

- **Red'y® Gold Mix** has the same composition than the GoldStar® Mix except that the loading buffer is **coloured with a red loading dye** allowing the direct loading of the amplicons on a gel.

- **HotGoldStar Mix** is the HotStart version of the GoldStar® Mix, containing a HotGoldStar *Taq* polymerase.

- **Red'y® Star Mix** has a composition similar to the HotGoldStar® Mix with a **buffer coloured with a red loading dye** allowing the direct loading of the amplicons on a gel.

BENEFITS

Easy-to-use

Optimised for a broad range of targets (< 3 Kb) and GC rich sequences

Highest sensitivity and yield

Achieves the highest quality sequencing data

ADDITIONAL INFORMATION

Package Content

5 x 1 mL of PCR Mix comprising of *Taq*® polymerase (1 u/25µl), dNTPs (400 µM), MgCl₂ (3 mM) and buffer

cGMP Mixes

Mixes prepared under ISO 13485 compliant processes (including enzymes of the Diamond *Taq*® family) are available on request at diagnostic. taq@eurogentec.com



➤ PCR REAGENTS

dNTPS

dNTPs are available as convenient **100 mM sets** or in **ready-to-use mixes**. They offer reliable and reproducible performance in any enzymatic reaction, including PCR and reverse transcription.

dNTPs are enzymatically produced from **nucleotide monophosphates** by a process of phosphorylation. This process uses highly specific enzymatic systems, which eliminate impurities and PCR inhibitors such as modified nucleotides and

pyrophosphates. dNTPs are purified with preparative HPLC and are at least **99 % pure**. They are supplied **ready-to-use** as Lithium salts in water at pH 7.0.

Lithium salts have greater resistance to repeated freezing and thawing cycles than sodium salts dNTPs, and remain sterile over the entire shelf-life due to the bacteriostatic activity of lithium towards various microorganisms. ■



Polymerases

PCR yield and result consistency are mainly related to the reaction components quality and efficiency. High performance DNA polymerases are recommended to reduce background and to increase reproducibility. Accordingly, all our enzymes are tested extensively for the absence of nicking and priming activities, exonucleases and non-specific endonucleases.

Each polymerase has its own benefit. The choice of the polymerase usually depends on the template and the downstream application:

- **For low copy templates**, a high

specificity polymerase such as **SilverStar DNA polymerase** is recommended.

- **For in vitro diagnostic and demanding research applications**, ultra-pure polymerases are usually requested. **Our Diamond *Taq*®** polymerase family is GMP compliant and is perfectly suited for this kind of application.

- **For highest specificity**, choose a **HotStart** DNA polymerase. This will considerably increase the yield of the reaction.

To help you in your enzyme selection, please refer to the table on the next page.

BENEFITS

> 99% Pure – free from PCR inhibitors, DNase, RNase and Nickase

Remain sterile over the entire shelf-life

High resistance to repeated freeze-thaw cycles



ORDERING INFORMATION

Description	Quantity	#Ref
dNTP Mix 1 x 20 µmoles	1 x 1 ml	NU-0010-10
dNTP Mix 5 x 20 µmoles	5 x 1 ml	NU-0010-50
dNTP Mix 10 x 20 µmoles	10 x 1 ml	NU-0010-100
dNTP Set 4 x 25 µmoles	4 x 250 µl	NU-0020-50

PACKAGE CONTENT

dNTP mix contains all four nucleotides (dATP, dCTP, dGTP, dTTP) in a premixed solution, ready for immediate use (5 mM each).

dNTP set is delivered as a pack of four vials, each containing 100 mM of one of the four nucleotides (dATP, dCTP, dGTP, dTTP).



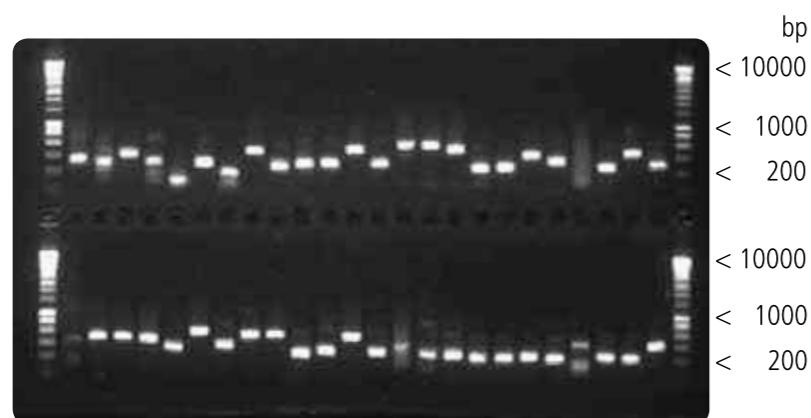
	Free Sample	PCR	qPCR	Yield	Sensitivity Low copy template	Fidelity	Specificity	Visual recognition	Difficult template (GC & AT rich)	Long template	3' end
Regular Polymerases											
Diamond <i>Taq</i> ®	TAQ-I021-100	***	*	++	++	++	++		*	**	3' A
Red Diamond <i>Taq</i> ®	TAQ-I041-100	***	*	++	++	++	++	✓	*	**	3' A
SilverStar	ME-0074-SA	***	*	+++	+++	+	+		*	**	3' A
Hotstart Polymerases											
Hot Diamond <i>Taq</i> ®	TAQ-I033-100	***	**	+++	+++	++	+++		***	***	3' A
HGS Diamond <i>Taq</i> ®	TAQ-I011-100	***	***	+++	+++	++	+++		**	**	3' A

*Weakly recommended ** Recommended *** Highly recommended + Low ++ Medium +++ High

SILVERSTAR DNA POLYMERASE

SilverStar is a high-performance thermostable recombinant DNA polymerase, isolated from *Thermus aquaticus*. It is an extremely **robust Taq DNA polymerase** that does not require optimisation and gives high yields with minimal background consistently from one reaction to another. It is a **highly active enzyme** that produces excellent results across a wide range of applications such as DNA Arrays.

The SilverStar has a 5'→3' exonuclease activity and also the extendase activity allowing TA cloning. The enzyme lacks the 3'→5' exonuclease activity.



In DNA Array application, 50,000 ORFs from more than 10 different organisms have been successfully amplified.

BENEFITS

- High yields
- Robust PCR (up to 5 kb)
- Highly purified *Taq* polymerase
- No optimisation needed

ADDITIONAL INFORMATION

Package Content
SilverStar DNA polymerase (5 U/μl)
10x reaction buffer
50 mM MgCl₂

Storage & Shipping conditions
Shipped and stored at -20°C

Quality
The enzyme is specifically purified to remove traces of DNA that could interfere with some reactions and is free from all non-specific endonucleases, nickases and exonucleases.

DIAMOND *TAQ*® FAMILY

Diamond *Taq*® family enzymes are **highly thermostable polymerases** produced and purified from recombinant *Escherichia coli* bacteria containing the *Thermus aquaticus* DNA polymerase gene.

Diamond *Taq*® enzymes have been manufactured under fully compliant **cGMP** conditions

to ensure lot-to-lot consistency and ultra-low bioburden. They are purified in class 10 000 clean-room (ISO 7 with <100 cfu/m³) and filled and finished in a class 100 laminar flow hood (ISO 5 with <1 cfu/m³). Final product is released by our Quality Assurance Department with a **formal Certificate of Analysis. Full batch**

records are maintained and can be reviewed during customer or regulatory audits.

The expressed enzyme shows very good fidelity and catalyses 5'→3' synthesis of DNA with no detectable 3'→5' exonuclease activity. The enzyme has the "extendase" activity allowing TA cloning.

Parameters	Specifications
Appearance ²	Clear, colourless solution ¹
Identity (SDS-PAGE)	MW approx. 95 kDa
Volume activity	5 U/μl
Purity (SDS-PAGE)	Over 98 %
Performance test: PCR -IDNA ²	0.5 kb fragment positive down to 5 pg
Performance test: PCR - 18 S DNA ²	0.1 kb fragment positive down to 10 pg
Ribonucleases (up to 10 U, 1 h, 37 °C)	Not detectable
Endonucleases (up to 30 U, 16 h, 65 °C)	Not detectable
Exonucleases (up to 30 U, 16 h, 65 °C)	Not detectable
Nicking activity (up to 30 U, 16 h, 65 °C)	Not detectable
<i>E. coli</i> residual DNA	Over 1 fg / <i>Taq</i> Unit
Bioburden ²	≤ 10 CFU/ml
Stability ²	36 months (at -20 °C) from date of manufacture
Animal-derived additives ²	None

¹Red Solution for Red Diamond *Taq*®
²Also for buffer & MgCl₂



ORDERING INFORMATION

Description	Quantity (units)	Product Numbers
Diamond <i>Taq</i> ® DNA Polymerase	1000 U	TAQ-I021-1000
	5000 U	TAQ-I021-5000
	25000 U	TAQ-I021-25000-
Red Diamond <i>Taq</i> ® DNA Polymerase	1000 U	TAQ-I041-1000
	5000 U	TAQ-I041-5000
	25000 U	TAQ-I041-25000-
HGS Diamond <i>Taq</i> ® DNA Polymerase	1000 U	TAQ-I011-1000+
	5000 U	TAQ-I011-5000+
	25000 U	TAQ-I011-25000
Hot Diamond <i>Taq</i> ® DNA Polymerase	1000 U	TAQ-I033-1000-
	5000 U	TAQ-I033-5000
	25000 U	TAQ-I033-25000-

BENEFITS

- Higher sensitivity
- Higher lot-to-lot consistency
- Ultra-low bioburden between 0 and 10 CFU/ml
- Ultra-low residual DNA content less than 1 fg (0.2 copy) of genomic *E. coli* DNA / *Taq* unit
- Lower risk of false positive results due to residual DNA contamination (bacterial & fungal)

ADDITIONAL SPECIFICATIONS

PARAMETERS

For HGS Diamond *Taq*®

HotStart activity
No detectable amplification without 95 °C activation

For Hot Diamond *Taq*®

Performance test PCR-Numb DNA 0.3 kb fragment positive down to 10 pg

ADDITIONAL INFORMATION

Package Content

- 5 U/μL enzyme
- 10X reaction buffer
- 25 mM MgCl₂ solution

Diamond *Taq*® DNA polymerases can be custom-produced on request with an activity from 5 to 5000 U/μL and a glycerol level from <1 to 50%.

Documentation

Enzymes are provided with specification sheet & Certificate of Analysis with the QC data released by a QC authorised person and based on review of the complete batch record.

Order & Shipping conditions

Enzymes are shipped at room temperature (except for Hot Diamond *Taq*®, on dry ice) with full traceability from production to storage of the product.

Diamond *Taq*® DNA polymerases are also available under IVD grade. In that case the shipping is made on dry ice with a full traceability from the production to the shipment of the product. The tracking number is sent to the customer the day of the shipment.

For more information about the IVD grade polymerases, please contact us at ivd-taq@eurogentec.com

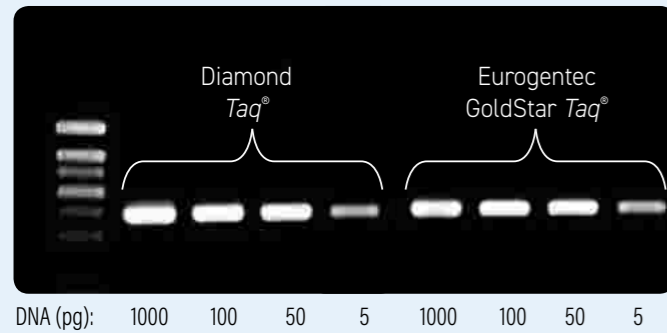
Samples are available on request.

Regular Polymerases: Diamond Taq® and Red Diamond Taq®

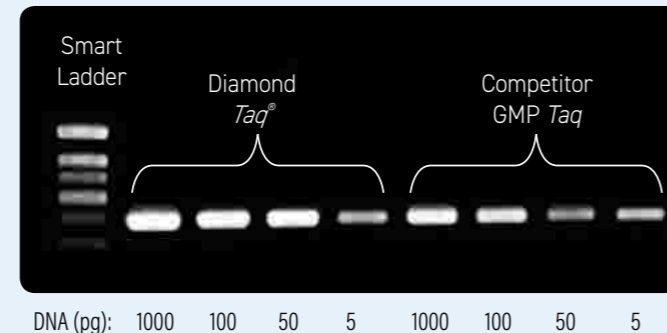
For demanding research applications, Diamond Taq® DNA polymerase is recommended.

To ease visualisation, we recommend the Red Diamond Taq® DNA polymerase, similar to the Diamond Taq® DNA polymerase

except that the storage buffer contains an inert red dye. The red dye does not influence the PCR reaction and has no effect on automated or manual sequencing, restriction digestions or other downstream applications. Removing the dye can be easily accomplished using any standard purification method.



Diamond Taq® and GoldStar® Taq have the same performance
Diamond Taq® was evaluated against Eurogentec's GoldStar Taq® for its ability to amplify different amounts (from 5 to 1000 pg) of a 0.5 kb PCR template (λ.DNA). PCR products were analysed by gel electrophoresis.



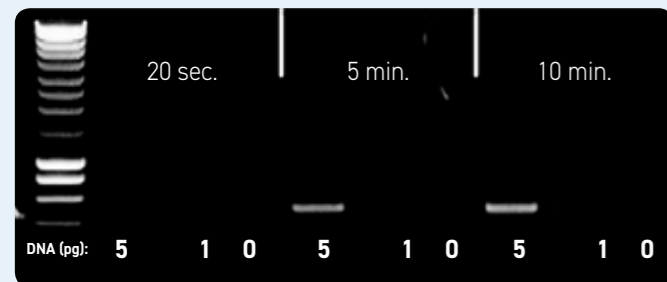
Diamond Taq® performance is similar or higher than competitor GMP Taq®
Diamond Taq® was evaluated against competitor GMP Taq® for its ability to amplify different amounts (from 5 to 1000 pg) of a 0.5 kb PCR template (λ.DNA). PCR products were analysed by gel electrophoresis.



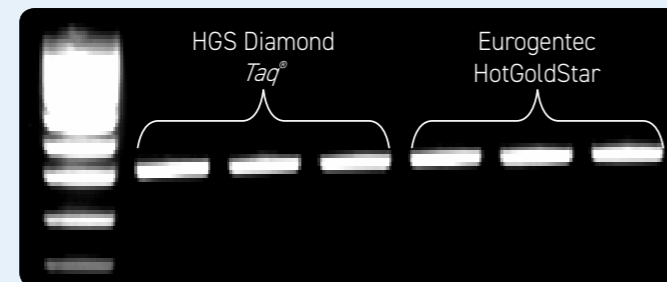
HotStart Polymerases: HGS Diamond Taq® and Hot Diamond Taq®

Initially lacking all activity below 74 °C HGS Diamond Taq® DNA polymerase is a chemically modified HotStart DNA polymerase. It requires a thermal activation of 10 minutes at 95 °C to reach maximal activity. This avoids non-specific priming at low temperature during the PCR set-up. HGS Diamond Taq®

is more heat-stable than commonly used Taq® DNA polymerase. DNA fragments as long as 2 kb can be efficiently amplified. HGS Diamond Taq® DNA polymerase provides efficient amplification of specific products without amplifying non-specific products or primer dimers.



HGS Diamond Taq® is a chemically modified HotStart enzyme.
HGS Diamond Taq® is a HotStart chemically modified enzyme that shows no amplification at room temperature but gives very high yield of specific product after a minimum of 10 minutes of enzyme activation at 95 °C.



HGS Diamond Taq® and HotGoldStar® Taq performances are similar.
HGS Diamond Taq® was evaluated against Eurogentec's HotGoldStar (HGS) for its ability to amplify in triplicate 5 pg of a 0.5 kb PCR template (λ.DNA). PCR products were analysed by gel electrophoresis.

Preventing non-specific polymerisation, Hot Diamond Taq® DNA polymerase is a HotStart enzyme showing no amplification at room temperature and giving very high yield of specific product. HotStart characteristics are accomplished through a proprietary agent, which is neither a chemical modification nor a blocking antibody; this prevents primer-dimer formation and increases the

PCR yield of specific products. The enzyme needs a very short activation time (100 % activated during the first PCR cycle) and is compatible with all existing protocols (from 20 sec. to 15 min. at 95 °C). Hot Diamond Taq® DNA polymerase is recommended for long & difficult template amplification.



Performance test on a difficult template:
Hot Diamond Taq® (HDT) & Diamond Taq® (DT) were evaluated against HotStart competitors (C1, 2 & 4 - Chemical modification ; C3 - Antibody) for their ability to amplify a difficult PCR template (gDNA NUMB - 306b). PCR products were analysed by gel electrophoresis.



Performance test on a 72% GC rich template:
Hot Diamond Taq® (HDT) & Diamond Taq® (DT) were evaluated against HotStart competitors (C1, 2 & 4 - Chemical modification ; C3 - Antibody) for their ability to amplify a GC rich PCR template (SC03449 - 152b). PCR products were analysed by gel electrophoresis.

Reverse transcriptase

MU-MLV REVERSE TRANSCRIPTASE

Mu-MLV is a reverse transcriptase purified from Moloney Murine Leukemia Virus. The enzyme synthesises a complementary cDNA strand from a single stranded RNA or DNA template. Mu-MLV lacks the 3'→5' exonuclease activity. It is recommended to use 10 U/μg RNA for optimum reverse transcription.



ORDERING INFORMATION

Description	Quantity (units)	Product Numbers
Mu-MLV reverse transcriptase	40000 U	ME-0125-400

BENEFITS

Lower RNase H activity than AMV (Avian Myeloblastosis Virus) reverse transcriptase
Suitable for long mRNAs templates (>5kb)

ADDITIONAL INFORMATION

Package Content

Mu-MLV reverse transcriptase (200 U/μl)
5x cDNA buffer: 250 mM Tris-HCl (pH 8.3), 375 mM KCl, 50 mM DTT, 15 mM MgCl₂

Storage & Shipping conditions


Shipped and Stored at -20°C

Quality

The enzyme is tested for the absence of endonucleases and RNases

Custom services

Each project is different and a unique qPCR solution suiting all requirements does not exist. Eurogentec affords the flexibility to adapt its offer to your specific needs.



Primers & Probes



⇒ CUSTOM FORMULATIONS

Because setting up a qPCR or a PCR assay can be a real challenge requiring an optimised Mix composition, Eurogentec offers you the possibility to produce your own Mix.

Combine the following advantages in a single product:

- Maximised sensitivity and specificity of your custom validated Mix
- Absolute reproducibility with the benefits of a unique dedicated batch
- Minimal contamination risks and pipetting errors with ready-to-use Mix
- Consignment and scheduled deliveries
- Various packaging (tube, plate, bottles...)
- Inclusion of external components (enzymes, oligonucleotides...)

Please contact us to develop your own formulation:

custom.qpcr@eurogentec.com



⇒ ASSAY DISPENSING SERVICE

In its constant search for simple, affordable and innovative solutions for the Life Science community, Eurogentec has developed a dispensing service that brings all advantages of automation within everyone's reach.

Ease your workflow by automating your routine assays to perfection, with full design and format flexibility. Combine all required reagents, in any type of formulation, support and packaging, to produce your Ready & Easy-to-Use solution, saving set-up time, minimising user input and skill level, as well as reagent wastage and hidden costs.

The process offers a very high reliability, reproducibility and accuracy. Our dispensing service is in line with ISO15189 quality standards and is fully scalable, taking care of the preparation of any type of routine assays to full kitting solutions.

⇒ KIT DESIGN AND MANUFACTURING

A unique offer allowing rapid RUO launch to full kit design and manufacturing, for reduced time-to-market.

We take in charge the preparation of your kits and provide them labelled with your own brand. We offer a flexible production with custom fill & finish release options to fit with your own product lines.

Contact for dispensing & kit design manufacturing: dispensing@eurogentec.com

⇒ PRIMERS & PROBES FOR qPCR ASSAYS

Primers

Primers are used to amplify DNA fragment by PCR/qPCR process. Primer sequences need to be chosen to uniquely select for a region of DNA, avoiding the possibility of mishybridisation to a similar unwanted sequence nearby as well as region harbouring highly stable secondary structures.

GOOD TO KNOW

For optimal results in multiplex assays or using SYBR® Green, we recommend RP-cartridge*Gold purification for your primer.

Probes

A probe is a nucleic acid fragment labelled with an internally quenched fluorophore whose fluorescence is restored when hybridised to its target sequence or when physically separated from the quencher due to nuclease activity. Eurogentec offers various probe types (Double Dye, Molecular Beacons, MGB...) with a wide range of fluorophore and quencher pairs covering all the qPCR channels. The use of probes increases the specificity of the assay and allows multiplexing. Please refer to the compatibility table p24. to select the dye adapted to your thermocycler.

MGB PROBES

Eurogentec provides high quality MGB probes perfectly suited for patient management** and available in IVD grade upon request. We provide a complete offer with more than 15 dyes covering all qPCR channels.

PROBES SPECIFICATIONS

Length: From 10 to 50 bases

Synthesis scale: 10 nmol • 40 nmol • 200 nmol • 1000 nmol • 2.5 µmol • 5 µmol • 10 µmol*

Backbone: DNA, LNA®, 2'O-Me RNA and phosphodiester linkage

Modifications: 5': 6-FAM, HEX, Cy3®, TET, Cy5®, AP5, YY... 3': TAMRA, DABCYL, BHQ™, DDO, MGB-EDQ,...

Purifications: RP-HPLC or Dual HPLC

Quality Control: MALDI-TOF MS and analytical HPLC

Format: Dried

Packaging: 2 mL tube

Documentation: Technical data sheet

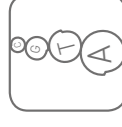
Probe Design: Available on request

Shipping: At room temperature



1 PROBE ORDERED = 2 PRIMERS FREE*

* Double-Dye, Molecular Beacon or MGB Probe. Each primer must be 15-30 DNA bases, unmodified and RP-Cartridge purified. The synthesis scale of the primers must be in accordance with the probe quantity (refer to www.eurogentec.com for details). Offer Valid only for orders placed on the Eurogentec e-commerce platform EOS. General conditions of sale will be applied. ** Restriction of use in the following countries: US, CA, AU, CH, FR, UK, DE, IT, JP, SE, ES, CN. In these countries MGB probes must only be used for patient management. Use is free of limitation in other countries. End users are covered under Eurogentec's conveyed license for patient management.



Oligos

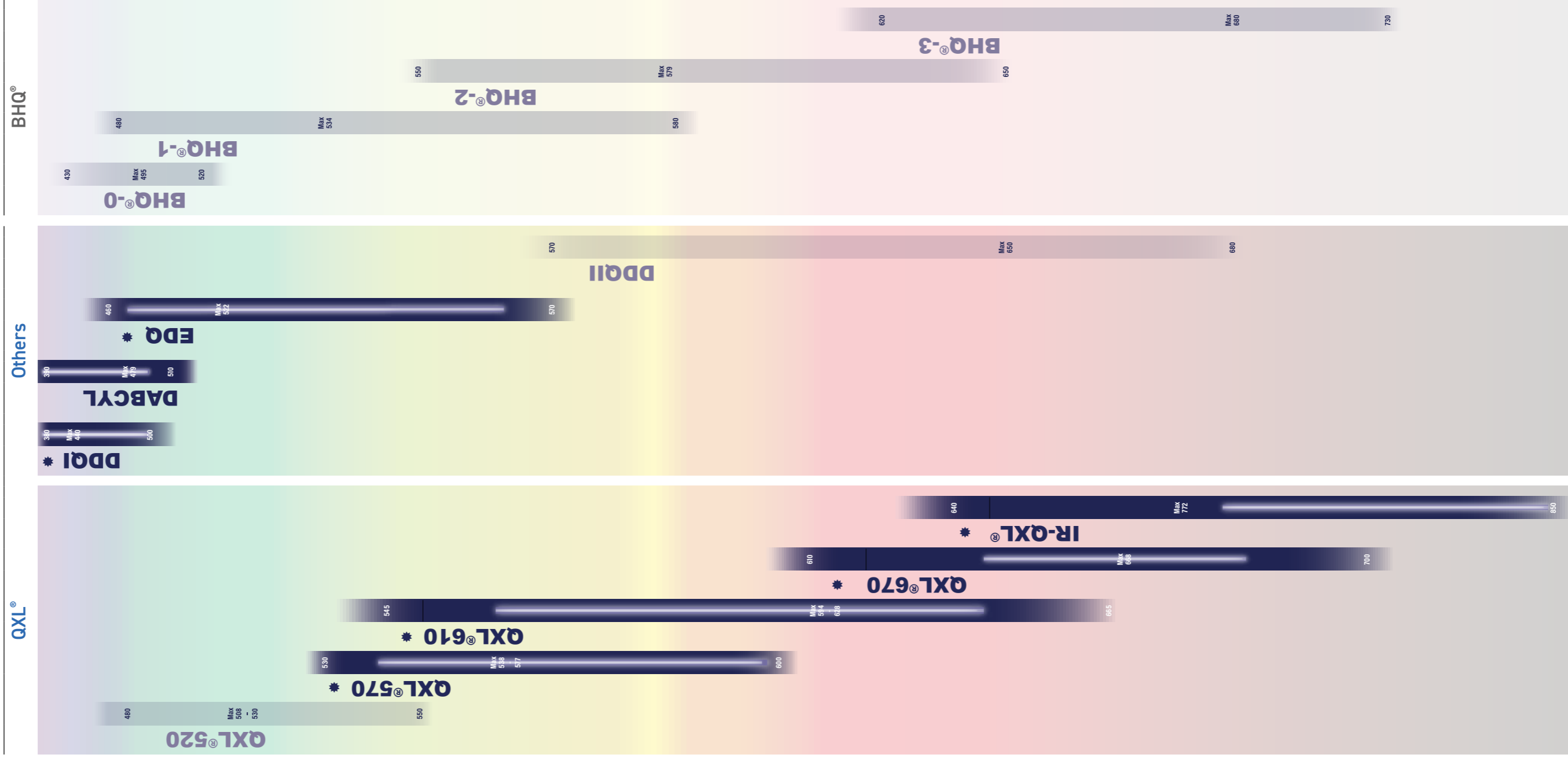
FLUORESCENT DYES

Emission color	Fluorescent Dyes	Max. Abs. in nm	Max. Em. in nm
500	Cascade blue	396	410
	Alexa Fluor™ 405	401	421
	AMCA-X	353	442
	Alexa Fluor™ 350	346	442
	Pacific Blue™	416	451
	Marina blue™	362	459
	Epoch Blue	381	460
	ATTO 390	390	476
	ATTO 425	439	485
	EDANS	336	489
	BODIPY 493/503	500	506
	ATTO 465	433	509
	Cy2	490	510
	BODIPY FL	505	513
	Alexa Fluor™ 488	495	519
	FAM	495	520
	DY-495	493	521
	ATTO 488	500	520
	HilLyem™ Fluor 488	497	525
	Fluorescein	494	525
	Oregon Green™ 488-X	495	525
	Oregon Green™ 488	501	526
	Oregon Green™ 514	489	526
	ATTO 495	498	526
	Oyster-500	500	527
	Rhodamine Green™	505	527
	Rhodamine Green™-X	503	528
	DY-505	505	530
	Alexa Fluor™ 430	433	541
	TEST 521	517	536
	ATTO 520	517	538
	Lucifer Yellow	438	532
	Alexa Fluor™ 514	517	542
	CAL Fluor Gold 500	522	544
	Yakima Yellow®	530	549
	APS	527	549
	BODIPY R66	528	550
	ATTO 532	532	552
	Alexa Fluor™ 532	532	553
	BODIPY 530/550	534	554
VIC	538	554	
JOE	529	555	
HEX	535	556	
CAL Fluor™ Orange 560	538	559	
DY-485XL	485	560	
Alexa Fluor™ 555	555	565	
HilLyem™ Fluor 555	550	566	
Quasar 570	548	566	
BODIPY 558/568	558	569	
Cy3	550	570	
Oyster-556	556	570	
BODIPY 564/570	565	571	
DY-554	551	572	
DY-555	547	572	
DY-556	548	573	
Alexa Fluor™ 546	556	573	
BODIPY TMR	542	574	
RED	546	575	
Dragonfly orange™	554	576	
ATTO 550	554	576	
DY-560	559	578	
Rhodamine Red™-X	560	580	
TAMRA	557	583	
Rhodamine Red™	570	590	
DY-510XL	509	590	
BODIPY 576/589	576	590	
ATTO 565	564	590	
CAL Fluor™ Red 590	569	591	
BODIPY 581/591	584	592	
PET	558	595	
CY3.5	581	596	
DY-590	580	599	
ROX	575	602	
Alexa Fluor 568	578	603	
CAL Fluor™ Red 610	590	610	
AP593	593	613	
LC Red 610	590	616	
Texas Red™	597	616	
HilLyem™ Fluor 594	593	616	
BODIPY TR	589	617	
Alexa Fluor™ 594	590	617	
ATTO 590	593	622	
ATTO 594	603	626	
Alexa Fluor™ 610	612	628	
DY-610	610	630	
DY-480XL	500	630	
ATTO 610	616	633	
CAL Fluor™ Red 635	618	637	
BODIPY 630/650	625	640	
LC Red 640	625	640	
DY-615	621	641	
ATTO 620	620	642	
Alexa Fluor™ 633	632	647	
PULSAR 650	660	650	
ATTO 633	630	651	
DY-630	636	657	
DY-632	637	657	
DY-633	637	657	
DY-631	637	658	
BODIPY 650/645	646	660	
DY-620XL	620	664	
ATTO 647N	646	664	
Alexa Fluor™ 647	650	665	
Oyster-645	645	666	
Cy5	650	670	
Quasar™ 670	647	670	
WellRed DA-PA	650	670	
DY-635	647	671	
DY-636	645	671	
DY-647P1	653	672	
DY-650	653	674	
Oyster-656	656	674	
HilLyem™ Fluor 647	650	675	
DY-651	656	678	
ATTO 655	663	680	
Alexa Fluor™ 660	663	690	
Cy5.5	675	694	
IRDye 700	680	697	
ATTO 680	681	698	
DY-675	674	699	
DY-676	674	699	
Alexa Fluor™ 680	679	702	
Quasar™ 705	690	705	
WellRED DA-PA	685	706	
DY-681	691	708	
DY-680	690	709	
LC Red 705	680	710	
ATTO 700	700	716	
Alexa Fluor™ 700	702	723	
DY-700	707	730	
DY-701	706	731	
ATTO 725	728	751	
DY-730	732	758	
DY-732	736	759	
DY-731	736	760	
ATTO 740	743	763	
WellRED DA-PA	750	770	
Alexa Fluor™ 750	749	775	
Cy7	747	776	
DY-750	747	776	
HilLyem™ Fluor 750	753	778	
DY-751	751	779	
DY-776	771	793	
DY-781	783	800	
DY-782	783	800	
DY-780	770	810	
IRDye 800	787	812	

QUENCHERS

Research & Commercial use

Research use only



ORDER
Oligonucleotides can be ordered via the web oligo configurator or on request at unique@eurogentec.com. For more information, please contact us at oligo@eurogentec.com

HIGH PERFORMANCE
Access™ Dyes and Quenchers* from Eurogentec are a class of high performance proprietary molecules with IP-friendly terms and conditions. ■

SEE ALSO
Compatibility cycler channel vs fluorescent dyes page 28.


USAGE
In bold blue: Dyes & Quenchers for commercial & research use
In black: Dyes & Quenchers for research use only (RUO)
In light grey: Not available at Eurogentec
■ Dark blue bars represent the indicative quenching range of recommended quenchers.
■ Gray bars represent the indicative quenching range of alternate quenchers.
— Purple bars represent the optimal recommended quenching range.
● Access™ Dyes & Quenchers

All wavelength values are in nm.

Note: Spectral properties of a dye or a quencher may vary when coupled to another molecule

Thermocycler	Blue channel	Channel 1	Channel 2	Channel 3	Channel 4	Channel 5	Channel 6	Channel 7
GeneAmp SDS 9700	-	FAM	AP5/Y/Y/JOE/IC/TET*	DFO*/TAMRA/RED	-	-	-	-
ABI Prisma SDS 7000	-	FAM	AP5/Y/Y/JOE/IC/TET*	DFO*/TAMRA/RED	ROX	-	-	-
ABI Prisma SDS 7700	-	FAM	AP5/Y/Y/JOE/IC/TET*	DFO*/TAMRA/RED	ROX	-	-	-
ABI Prisma SDS 9600 HT	-	FAM	AP5/Y/Y/JOE/IC/TET*	DFO*/TAMRA/RED	ROX	-	-	-
ABI Prisma SDS 7300	-	FAM	AP5/Y/Y/JOE/IC/TET*	DFO*/TAMRA/RED	ROX	-	-	-
ABI Prisma SDS 9500	-	FAM	AP5/Y/Y/HEX*/JOE/IC/TET*	DFO*/TAMRA/Cy3/RED	ROX/TR	Cy5/HL647	-	-
QuantStudio 3.5, 6.7	-	FAM	AP5/Y/Y/HEX*/JOE/IC/TET*	DFO*/TAMRA/Cy3/RED	ROX/TR	Cy5/HL647	-	-
QuantStudio 7	-	FAM	AP5/Y/Y/HEX*/JOE/IC/TET*	DFO*/TAMRA/Cy3/RED	ROX/TR	Cy5/HL647	Cy5.5/ATTO 700	-
Vii7	-	FAM	AP5/Y/Y/HEX*/JOE/IC/TET	DFO*/TAMRA/RED	ROX/TR*	ATTO 633/LIZ	ATTO 680/Alexa Fluor 680	-
StepOne	-	FAM	AP5/Y/Y/HEX*/JOE/IC/TET*	ROX	-	-	-	-
StepOnePlus	-	FAM	AP5/Y/Y/HEX*/JOE/IC/TET*	DFO*/TAMRA/Cy3/RED	ROX	-	-	-
Cycler iQ	-	FAM	AP5/Y/Y/HEX/Cy3/TET	DFO*/TAMRA/Cy3/RED	ROX/TR	Cy5	-	-
My iQ	-	FAM	-	-	-	-	-	-
iQ5	-	FAM	AP5/Y/Y/HEX/JOE/TET	DFO*/TAMRA/Cy3/RED	ROX/TR	Cy5	-	-
CFX 96	-	FAM	AP5/Y/Y/HEX/JOE/TET	ROX / TR	Cy5	Cy5.5	-	-
MiniAptari	-	FAM	AP5/Y/Y/HEX/TET*	-	-	-	-	-
DNA Engine Opticon 1	-	FAM	-	-	-	-	-	-
DNA Engine Opticon 2	-	FAM	AP5/Y/Y/HEX/TAMRA/IC/TET	-	-	-	-	-
Chromo 4	-	FAM	AP5/Y/Y/HEX/TAMRA/Cy3/JOE/IC/TET	ROX/TR	Cy5	-	-	-
Mx3005P (choice of 4 filters)	-	FAM	TET	YY*/HEX/JOE/IC	Cy3	DFO/TAMRA/RED	TR/ROX	Cy5
Mx3005P (choice of 5 filters)	-	FAM	TET	YY*/HEX/JOE/IC	Cy3	DFO/TAMRA/RED	TR/ROX	Cy5
Mx4000 (choice of 4 filters)	-	FAM	TET	YY*/HEX/JOE/IC	Cy3	DFO/TAMRA/RED	TR/ROX	Cy5
AriaMx (choice of up to 6 filters)	-	FAM	HEX	Cy3	ROX	Cy5	-	-
Mastecycler ep resples2	-	FAM	AP5/Y/Y/HEX/JOE/IC/TET	-	-	-	-	-
Mastecycler ep resples4	-	FAM	AP5/Y/Y/HEX/TET/JOE/IC	DFO*/TAMRA	ROX	-	-	-
LightCycler 15	-	FAM	AP5/Y/Y/HEX/JOE/IC/TET	Cy5	-	-	-	-
LightCycler 2	-	FAM	AP5/HEX/YY*/JOE*/IC	TR/LC - Red 610	ATTO 620/LC Red 640	Cy5/LC Red 670	ATTO 680 / LC Red 705	-
LightCycler 480 I	-	FAM	AP5/Y/Y/HEX/JOE/IC	ROX/TR/LC Red 610	ATTO 620/LC Red 640	Cy5	-	-
LightCycler 480 II	-	FAM	AP5/Y/Y/HEX/JOE/IC	ROX/TR/LC Red 610	ATTO 620/LC Red 640	Cy5/Cy 5.5	-	-
LightCycler 96	-	FAM	AP5/Y/Y/HEX/IC	TR/LC - Red 610	Cy5	-	-	-
SmartCycler1	-	FAM	AP5/Y/Y/Cy3/JOE/IC/TET	TR	Cy5	-	-	-
SmartCycler2	-	FAM	AP5/Cy3/YY*/JOE*/TET	TR/ROX	Cy5	-	-	-
Rotor-Gene 2000 / 3000	-	FAM	AP5/Y/Y/JOE/IC/TET	TAMRA/ROX/Cy3.5/TR	Cy5	-	-	-
Rotor-Gene 6000	-	FAM	AP5/Y/Y/HEX/JOE/IC/TET	TAMRA/ROX/Cy3.5/TR	Cy5	ATT 0880	-	-
PhoReal	-	FAM	AP5/HEX/YY	ROX/TR	Cy5	-	-	-
Clower	-	FAM	AP5/Y/Y/HEX/JOE/IC	DFO/TAMRA/RED	ROX /TR/Cy3.5	Cy5	Cy5.5	-

* perform a dye calibration for optimal results YY = Yakima Yellow® DFO = Dragonfly Orange™ TR = Texas Red® DFO = Dragonfly Orange™ TR = Texas Red® In blue = Recommended by Eurogentec In grey = Not available at Eurogentec In black = Available at Eurogentec



Our virgin optical quality polypropylene blend is optimised for qPCR and causes no background fluorescence. The wall thickness has been designed for an optimal heat transfer and to minimise evaporation of the reaction mix.

The antistatic properties of our plastics reduce reagents adsorption on the tube walls, increase the reaction yield and allow the use of small reaction volumes. The plates are perfectly flat, thin-walled and rigid, and show extreme uniformity to avoid edge artefacts.

Natural, white or frosted plates are available. White plates significantly increase signal-to-noise ratio compared to the natural plates but it may be difficult to see through the content. The best compromise remains the frosted plates which allow a direct view of the content and a high signal-to-noise ratio.

The super-tight closure and sealing properties reduce evaporation, leading to more reproducible results. The optical seals do not interfere with the signal, contrary to many other brands.

Please refer to the annexes to know which plastics is the most suited for your thermocycler. (pages 28 → 30) ■

FEATURES

- No background fluorescence to increase the signal to noise ratio
- Optimal heat transfer to increase the reaction yield
- Extreme uniformity to avoid edge artefacts
- High purity, DNase, RNase, pyrogen-free to avoid sample contamination and degradation

BENEFITS

- More accurate and reproducible results
- Increased signal intensity



Eurogentec's wells show an extreme uniformity of wall thickness avoiding edge artefacts. Moreover, the wall is thin at the bottom for an optimal heat transfer and thicker at the top to minimise evaporation. Red circles represent a top view of the wells.

96-well plates

Our well plates are available for all thermocyclers and can be combined with either optical flat 8-caps strips as well as with qPCR optical seals. All non-skirted plates can be easily cut into 16, 24, 32 or 48-well pieces.

qPCR 96-well plates for ABI GeneAmp® 5700 SDS, ABI Prism® SDS 7000, 7300, 7500 Regular block, 7700, 7900 Regular block and ViiA™7 Regular block, Quanstudio regular (0,2 ml block)

- High profile
- Thin-walled
- Sub-skirted
- Optical quality
- Frosted or white



Description	Reference	Quantity
qPCR 96-well plate sub-skirted, high profile, frosted (ABI systems)	RT-PL96-AB	5 x 5 plates
qPCR 96-well plate sub-skirted, high profile, frosted (ABI systems), 200 pack	RT-PL96-AB-P200	200 plates + seals
qPCR 96-well plate sub-skirted, high profile, frosted (ABI systems), 500 pack	RT-PL96-AB-P500	500 plates + seals
qPCR 96-well plate sub-skirted, high profile, white (ABI systems)	RT-PL96-ABW	5 x 5 plates
qPCR 96-well plate sub-skirted, high profile, white (ABI systems), 200 pack	RT-PL96-ABW-P200	200 plates + seals
qPCR 96-well plate sub-skirted, high profile, white (ABI systems), 500 pack	RT-PL96-ABW-P500	500 plates + seals

qPCR 96-well plates for ABI Prism® SDS 7500 Fast block, 7900 Fast block, StepOne Plus and ViiA™7 Fast block, Quanstudio regular (0,1 ml block)

- Low profile
- Thin-walled
- Sub-skirted
- Optical quality
- Frosted or white



Description	Reference	Quantity
qPCR 96-well plate sub-skirted, low profile, frosted (ABI FAST systems)	RT-PL96-AF	5 x 5 plates
qPCR 96-well plate sub-skirted, low profile, frosted (ABI FAST systems), 200 pack	RT-PL96-AF-P200	200 plates + seals
qPCR 96-well plate sub-skirted, low profile, frosted (ABI FAST systems), 500 pack	RT-PL96-AF-P500	500 plates + seals
qPCR 96-well plate sub-skirted, low profile, white (ABI FAST systems)	RT-PL96-AFW	5 x 5 plates
qPCR 96-well plate sub-skirted, low profile, white (ABI FAST systems), 200 pack	RT-PL96-AFW-P200	200 plates + seals
qPCR 96-well plate sub-skirted, low profile, white (ABI FAST systems), 500 pack	RT-PL96-AFW-P500	500 plates + seals

qPCR 96-well plates for LC480

- Developed for LC480, no adaptor needed.
- Low profile
- Thin-walled
- Semi-skirted
- White



It is necessary to use our qPCR optical caps (flat 8-cap strips) or seals, to seal our plates

qPCR 96-well plates for iCycler iQ®, iQ5, MyiQ, Mx4000®, Mx3000P®, Mx3005P® and MasterCycler® ep realplex

- Also compatible with most regular 96-well ABI Real-Time thermocyclers
- High profile
- Thin-walled
- Non-skirted
- Natural or white
- Easy to cut into 16, 24, 32, 48-well pieces



Description	Reference	Quantity
qPCR 96-well plate non-skirted, high profile, natural	RT-PL96-MQ	5 x 5 plates
qPCR 96-well plate non-skirted, high profile, natural, 200 pack	RT-PL96-MQ-P200	200 plates + seals
qPCR 96-well plate non-skirted, high profile, natural, 500 pack	RT-PL96-MQ-P500	500 plates + seals
qPCR 96-well plate non-skirted, high profile, white	RT-PL96-MQW	5 x 5 plates
qPCR 96-well plate non-skirted, high profile, white, 200 pack	RT-PL96-MQW-P200	200 plates + seals
qPCR 96-well plate non-skirted, high profile, white, 500 pack	RT-PL96-MQW-P500	500 plates + seals

qPCR 96-well plates for DNA Engine Opticon® 1 and 2, MiniOpticon, Chromo4, StepOne and Quantica®

- Low profile
- Thin-walled
- Non-skirted
- Frosted or white
- Easy to cut into 16, 24, 32, 48-well pieces



Description	Reference	Quantity
qPCR 96-well plate non-skirted, low profile, frosted	RT-PL96-OP	5 x 5 plates
qPCR 96-well plate non-skirted, low profile, frosted, 200 pack	RT-PL96-OP-P200	200 plates + seals
qPCR 96-well plate non-skirted, low profile, frosted, 500 pack	RT-PL96-OP-P500	500 plates + seals
qPCR 96-well plate non-skirted, low profile, white	RT-PL96-OPW	5 x 5 plates
qPCR 96-well plate non-skirted, low profile, white, 200 pack	RT-PL96-OPW-P200	200 plates + seals
qPCR 96-well plate non-skirted, low profile, white, 500 pack	RT-PL96-OPW-P500	500 plates + seals


Description	Reference	Quantity
qPCR 96-well plate for LC480, low profile, thin-walled, semi-skirted, white	RT-PL96-LC480	5 x 5 plates
qPCR 96-well plate for LC480, low profile, thin-walled, semi-skirted, white, 200 pack	RT-PL96-LC480-P200	200 plates + seals
qPCR 96-well plate for LC480, low profile, thin-walled, semi-skirted, white, 500 pack	RT-PL96-LC480-P500	500 plates + seals

Discontinued: the previous model RT-PL96-LC which must be combined with the adaptor has been discontinued.

qPCR optical caps & seals

The extremely clear glass-grade area of the cap ensures very good transmission of the fluorescence and equals the performance properties of optical seals. When combined with our qPCR plates they seal better than other brands, thus less evaporation.

Our adhesive optical seals have excellent optical quality properties and will not interfere with the signal, leading to higher signal-to-noise ratio compared to other brands. The glue that we use has been specifically developed for the type of plastics that we use, thus it sticks to the plate very well and leads to better sealing and less evaporation. The seal itself is thicker than usual films, which avoids potential tears; moreover it will not curl and stick to itself.



Description	Reference	Quantity
qPCR optical semi-dome 8-cap strip, natural	RT-OCAP-300	300 strips
qPCR optical "wide indented" flat 8-cap strip, natural	RT-FLAT-120, RT-FLAT-300	120 strips or 300 strips
qPCR opti-seals (optical, disposable, adhesive)	RT-OPSL-25, RT-OPSL-100	25 or 100

qPCR 8-tube strips



These tube-strips are designed for PCR and qPCR applications. For the highest S/N ratios in qPCR the use of white or frosted products is recommended. qPCR 8-tube strips are compatible with almost all PCR and qPCR cyclers which accept regular or low profile products. Please refer to the compatibility table to select the 8-tube strip adapted to your thermocycler (p.28).

Description	Reference	Quantity
0.1 mL Low Profile		
qPCR 8-tube strip, frosted	RT-STR8-LF120	1 bag of 120 strips
qPCR 8-tube strip, frosted + flat caps	RT-STR8-LF-P600	600x strips + 600 caps
qPCR 8-tube strip, white	RT-STR8-LW120	1 bag of 120 strips
qPCR 8-tube strip, white + flat caps	RT-STR8-LW-P600	600x strips + 600 caps
0.2 mL Regular Profile		
qPCR 8-tube strip, frosted	RT-STR8-RF120	1 bag of 120 strips
qPCR 8-tube strip, frosted + flat caps	RT-STR8-RF-P600	600x strips + 600 caps
qPCR 8-tube strip, white	RT-STR8-RW120	1 bag of 120 strips
qPCR 8-tube strip, white+ flat caps	RT-STR8-RW-P600	600x strips + 600 caps
LC480 96-well plate adaptor*	RT-PL96-LCAD	1 piece

*This adaptor is mandatory for use in LC480

384-well plates

For Roche, ABI, Bio-Rad & other systems

Our skirted 384-well plate types perfectly fit to Roche, ABI, Bio-Rad and Eppendorf qPCR platforms, as well as many regular PCR cyclers. The plates are fully optimised for robotic applications used for high-throughput, low volume processing. The plates are perfectly suited for diagnostic & clinical procedures. Each plate is lasermarked with a unique code.

- Perfect fit to Roche, ABI, Bio Rad and Eppendorf systems
- Fully skirted, low profile, white plate
- Low evaporation, very robust, due to clever design
- Extreme Uniform wells lead to reproducible results
- Robotic friendly, easily stackable and flat
- High S/N Ratio



Description	Reference	Quantity
For Roche LC480	RT-PL384-LCW	8 x 5 plates
For ABI, Bio-Rad & Eppendorf systems	RT-PL384-ABW	8 x 5 plates

Plastics Samples

Reference	Product name	Quantity
qPCR 96-well plate type		
RT-PL96-ABSA	qPCR 96-well plate sub-skirted, high profile, frosted (ABI systems) sample	2
RT-PL96-ABWSA	qPCR 96-well plate sub-skirted, high profile, white (ABI systems) sample	2
RT-PL96-AFSA	qPCR 96-well plate sub-skirted, low profile, frosted (ABI FAST systems) sample	2
RT-PL96-AFWSA	qPCR 96-well plate sub-skirted, low profile, white (ABI FAST systems) sample	2
RT-PL96-MQSA	qPCR 96-well plate non-skirted, high profile, natural sample	2
RT-PL96-MQWSA	qPCR 96-well plate non-skirted, high profile, white sample	2
RT-PL96-OPSA	qPCR 96-well plate non-skirted, low profile, frosted sample	2
RT-PL96-OPWSA	qPCR 96-well plate non-skirted, low profile, white sample	2
RT-PL96-LC480SA	qPCR 96-well plate semi-skirted, low profile, white + seals for LC480 sample	2
qPCR 384-well plate type		
RT-PL384-LCWSA	qPCR 384-well white plate, skirted, low profile for LC480 sample	2
RT-PL384-ABWSA	qPCR 384-well white plate, skirted, low profile sample	2
qPCR 8-tube Strips		
RT-STR8-RFSA	qPCR 8-tube strip, regular profile - 0.2 mL -frosted sample	6
RT-STR8-RWSA	qPCR 8-tube strip, regular profile - 0.2 mL -white sample	6
RT-STR8-LFSA	qPCR 8-tube strip, low profile - 0.1 mL -frosted sample	6
RT-STR8-LWSA	qPCR 8-tube strip, low profile - 0.1 mL -white sample	6
Covers		
RT-FLAT-SA	qPCR optical flat 8-cap strip, natural sample	6
RT-OCAP-SA	qPCR optical semi-domed 8-cap strip, natural sample	24
RT-OPSL-SA	qPCR optical seals (disposable, adhesive) sample	2

96-WELL PLATE COMPATIBILITY WITH REAL-TIME THERMOCYCLERS

qPCR 96-well plate type	Cover	Cycler Models																									
		ABI GeneAmp 5700	ABI Prism SDS 7000-7300-7500-7700	ABI Prism SDS 7500 FAST	ABI Prism SDS 7900HT	ABI Prism SDS 7900HT FAST	ABI Step One™	ABI Step One Plus	ABI ViiA7 qPCR system	ABI ViiA7 FAST	ABI QuantStudio™ 6-7-12K Flex	ABI QuantStudio™ 6-7-12K Flex FAST	Bio-Rad MyiQ™ iQ-105	Analytik Jena/Biometra TOptical-flower	Agilent/Stratagene Mx3000P™-Mx3005P™-Mx4000	Eppendorf Mastercycler ep realplex Silver	Bio-Rad DNA Engine (Dyad-Tetrad 2) Chromo4™	Bio-Rad DNA Engine Opticon 2	MiniOpticon™	Bio-Rad CFX 96	Bio-Rad CFX 384	Roche LightCycler™ 480	Roche COBAS z 480	Roche LightCycler 96	Thermo Fisher/Finnzymes PikoReal 24-well		
Sub-skirted, high profile, frosted or white type (ABI systems) RT-PL96-AB or RT-PL96-ABW	Flat caps RT-FLAT-120	★	★	★				★		★		✓	★	✓	✓												
Sub-skirted, low profile, frosted or white type (ABI systems) RT-PL96-AF or RT-PL96-AFW	Adhesive seals RT-OPSL-100	★	★	★				★		★		✓	★	✓	✓												
Non-skirted, high profile, natural or white type RT-PL96-MQ or RT-PL96-MQW	Flat caps RT-FLAT-120	✓	✓					✓		✓		★	★	★	★				✗	✓							
Non-skirted, low profile, frosted or white type RT-PL96-OP or RT-PL96-OPW	Adhesive seals RT-OPSL-100	✓	✓					✓		✓		★	★	★	★				✗	✓							
Semi-skirted, low profile, white RT-PL96-LC480	Flat caps RT-FLAT-120																						★	★	★		
	Adhesive seals RT-OPSL-100																						★	★	★		
qPCR 384-well plate type	Cover	Refers to cycler manufacturer instructions for required adaptor																									
Skirted, low profile, white plate for ABI RT-PL384-ABW	Adhesive seals RT-OPSL-100			★	★			★		★													★				
Skirted, low profile, white plate for LC RT-PL384-LCW	Adhesive seals RT-OPSL-100																					★	★				
Extra Robust, Regular Profile, Frosted, 0.2 ml RT-STR8-RF120	Flat caps RT-FLAT-120	✓	✓	✓				✓		✓		✓	✓	✓							✓	✓					
Extra Robust, Regular Profile, White, 0.2 ml RT-STR8-RW120	Flat caps RT-FLAT-120	✓	✓	✓				✓		✓		✓	✓	✓							✓	✓					
Extra Robust, Low Profile, Frosted, 0.1 ml RT-STR8-LF120	Flat caps RT-FLAT-120			✓	✓	✓	✓	✓		✓						✓	✓				✓			✓	**	✓	★
Extra Robust, Low Profile, White, 0.1 ml RT-STR8-LW120	Flat caps RT-FLAT-120			✓	✓	✓	✓	✓		✓						✓	✓				✓		✓	**	✓	★	★

★ for preferentially used plastics. Bolded ✓ for compatible plastics. qPCR optical semi-dome 8 cap strips are also available (RT-OCAP-300: 300 strips). They can be used on several machines. ✗ plate must be cut to size (48 well) to fit Step One™ or MiniOpticon™. ** adaptor needed (Ref: RT-PL96-LCAD). Please refer to cycler manufacturer instruction for required adaptor or contact us at scientific.support@eurogentec.com

PCR PLATE COMPATIBILITY TABLE (PART 1/2)

Manufacturer	Model	# Wells	Sub-skirted, high profile, frosted	Sub-skirted, low profile, frosted	Non-skirted, high profile, natural	Non-skirted, low profile, frosted	Skirted, low profile, white
			RT-PL96-AB	RT-PL96-AF	RT-PL96-MQ	RT-PL96-OP	RT-PL384-LCW
ABI	GeneAmp® PCR System 2400	24	x	x	✗	x	x
ABI	GeneAmp® PCR System 9600	96	★	x	✓	x	x
ABI	2700 Thermal Cycler	96	★	x	✓	x	x
ABI	2720 Thermal Cycler	96	★	x	✓	x	x
ABI	GeneAmp® PCR System 9700	96/384	✓	x	✓	x	✓
ABI	9800 Fast Thermal Cycler	96 fast	x	★	x	✓	x
ABI	Verity	96/384	✓	x	✓	x	✓
Bioer	XP Cycler	30/48/96/384	x	x	✓	✓	x
Bioer	Little Genius	25	x	x	✗	✗	x
Bioer	Life Express	96	x	x	✓	✓	x
Biometra	Uno	24/48/96	x	x	★	✓	x
Biometra	Uno II	24/48/96/384	x	x	★	✓	x
Biometra	Tpersonal	20/48	x	x	✗	✗	x
Biometra	T1 (plus)	48/96/384	x	x	★	✓	✓
Biometra	TGradient	48/96/384	x	x	★	✓	x
Biometra	T3/T3000	20/48	x	x	✗	✗	x
Biometra	TProfessional	96/384	x	x	★	✓	✓
Biometra	TRobot	96/384	x	x	★	✓	✓
Bio-Rad	Gene Cycler	24	x	x	✗	x	x
Bio-Rad	iCycler™	48/96/384	x	x	✓	x	✓
Bio-Rad	MyCycler	96	x	x	✓	x	x
Bio-Rad	C1000	96/384	x	x	✓	x	✓
CLP	ATC 201	96	x	x	✓	✓	x
CLP	ATC 401	96	x	x	✓	✓	x
Corbett Research	Palm-Cycler™	60/96/384	x	x	✓	✓	✓
Eppendorf	MasterCycler™	96/384	x	x	✓	✓	✓
Eppendorf	MasterCycler™ gradient	96/384	x	x	✓	✓	✓
Eppendorf	MasterCycler™ ep gradient	96/384	x	x	✓	✓	✓
Eppendorf	MasterCycler™ ep gradient S	96/384	x	x	✓	✓	✓
GRI	G-storm GSI	48 0.2ml/0.5ml	x	x	✓	✓	x
GRI	G-storm GSI	96/384	x	x	✗	✗	x
GRI	G-storm GSX	48 0.2ml/0.5ml	x	x	✓	✓	x
GRI	G-storm GSX	96/384	x	x	✗	✗	x
GRI	G-storm GS4	48 0.2ml/0.5ml	x	x	✓	✓	x
GRI	G-storm GS4	96/384	x	x	✗	✗	x
MJ Research/Bio-Rad	Mini	48	x	x	✗	✗	x
MJ Research/Bio-Rad	PTC-100	60/96	x	x	✓	✓	x
MJ Research/Bio-Rad	PTC-200	30/48/96/384	x	x	✓	✓	✓

✓ Fits this Cycler
 ★ Most optimal plastic for this thermocycler
 ✗ The plate must be cut
 x Not compatible

PCR PLATE COMPATIBILITY TABLE (PART 2/2)

Manufacturer	Model	# Wells	Sub-skirted, high profile, frosted	Sub-skirted, low profile, frosted	Non-skirted, high profile, natural	Non-skirted, low profile, frosted	Skirted, low profile, white
			RT-PL96-AB	RT-PL96-AF	RT-PL96-MQ	RT-PL96-OP	RT-PL384-LCW
MJ Research/Bio-Rad	PTC-221	30/48/96/384	x	x	✓	✓	✓
MJ Research/Bio-Rad	PTC-220	30/48/96/384	x	x	✓	✓	✓
MJ Research/Bio-Rad	PTC-225	30/48/96/384	x	x	✓	✓	✓
MWG	Primus 96	96	x	x	✓	✓	x
MWG	Primus HT Dualblock	96/384	x	x	✓	✓	✓
MWG	Primus Multiblock System	96/384	x	x	✓	✓	✓
Stratagene	Robo-Cycler	96	x	x	✓	✓	x
Takara	TP 600	96	x	x	✓	✓	x
Takara	TP 650	96	x	x	✓	✓	x
Takara	TP 3000	96	x	x	✓	✓	x
Techne	Genius	40/96/384	x	x	✓	✓	✓
Techne	TouchGene	40/96	x	x	✓	✓	x
Techne	FlexiGene/FlexiQuad	96/384	x	x	✓	✓	✓
Techne	TechGene	25/96	x	x	✓	✓	x
Techne	Gene-E	96	x	x	✓	✓	x
Techne	TC-412	96	x	x	✓	✓	x
Techne	TC-512	96/384	x	x	✓	✓	✓
ThermoHybaid	PxE	96	x	x	✓	✓	x
ThermoHybaid	OmniGene	96	x	x	✓	✓	x
ThermoHybaid	PCR Express	48/96/384	x	x	✓	✓	✓
ThermoHybaid	Omn-E	96	x	x	✓	✓	x
ThermoHybaid	TouchDown	48/96	x	x	✓	✓	x
ThermoHybaid	Px2	96/384	x	x	✓	✓	✓
ThermoHybaid	PCR sprint	24	x	x	⊖	⊖	x
ThermoHybaid	MBS	96/384	x	x	✓	✓	✓
ThermoHybaid	MBSR	96/384	x	x	✓	✓	✓

SEQUENCER COMPATIBILITY

Manufacturer	Model	Sub-skirted, high profile, frosted	Sub-skirted, low profile, frosted	Non-skirted, high profile, natural	Non-skirted, low profile, frosted
		RT-PL96-AB	RT-PL96-AF	RT-PL96-MQ	RT-PL96-OP
ABI	310	x	x	✓	x
ABI	3100	x	x	✓	x
ABI	3130	x	x	✓	x
ABI	3700	✓	x	✓	x
ABI	3730	✓	x	✓	x
Beckman	CEQ 8000	✓	x	x	x
Beckman	CEQ 8800	✓	x	x	x
Transgenomics	Wave MD System 4000	x	x	✓	x

Models not mentioned within this list are not compatible with our plates.

Any type of cap/seal can be combined with these machines. Semi-domed caps are recommended for ABI machines.

- ✓ Fits this Cycler
- ★ Most optimal plastic for this thermocycler
- ⊖ The plate must be cut
- x Not compatible

ABI Prism® is a registered trademarks of The Perkin-Elmer Corp. • Chromo4® is a registered trademark of Bio-Rad Laboratories, Inc. • GeneAmp® is a registered trademark of Roche Molecular Systems, Inc. • iCycler iQ® is a registered trademark of Bio-Rad Laboratories, Inc. • LightCycler® is a registered trademark of Roche Diagnostics GmbH. • MasterCycler® is a registered trademark of Eppendorf, Inc. • Mx3000®, Mx3000P®, Mx4000® are registered trademarks of Stratagene • Opticon® is a registered trademark of Bio-Rad Laboratories, Inc. • QuantStudio® is a trademark of Life Technologies. • Quantica® is a registered trademark of Techne Ltd and Techne, Inc. • StepOne® and StepOne Plus® are trademarks of Applied Biosystems. • ViiA™7 is a trademark of Life Technologies.

HOW TO ORDER

ONLINE

WWW.EUROGENTEC.COM

FAST AND SIMPLE

1. Register to or log in www.eurogentec.com
2. Select your product(s)
3. Fill in your cart
4. Finalise your order

More information: eos@eurogentec.com

00 800 666 00 123

(European toll free number)

FULL OF ADVANTAGES

1. Manage your profile
2. Fast order and favourite products
3. Request quotes

Discounted prices are automatically applied and tagged with a four leaves clover on the related product web pages.

CUSTOM PRODUCTS

Contact us at info@eurogentec.com to discuss your project.

RELATED PRODUCTS

Oligonucleotides

- Custom and catalogue oligonucleotides and probes
- RNAi oligonucleotides

Smart gene Analysis

- Nucleic acids purification and extraction kits
- Electrophoresis Systems and Reagents

TRADEMARKS/LABELS

ABI Prism® is a registered trademarks of The Perkin-Elmer Corp.

Alexa Fluor® is a registered trademark of Molecular Probes, Inc. (a wholly owned subsidiary of Invitrogen Corp.)

BHQ™ is a registered trademark of Biosearch Technologies, Inc.

Chromo4™ is a registered trademark of Bio-Rad Laboratories, Inc.

CFX96™ is a trademark of Bio-Rad Laboratories, Inc.

Cy® is a registered trademark of GE Healthcare.

Diamond Taq® is a registered trademark of Kaneka Eurogentec S.A.

DNA Engine Opticon® is a registered trademark of Bio-Rad Laboratories, Inc.

Dragonfly Orange™ is a trademark of Kaneka Eurogentec S.A.

Eclipse® Quencher is a registered trademark of ElitechGroup, Inc.

GeneAmp® is a registered trademark of Roche Molecular Systems, Inc.

GoldStar® is a registered trademark of Kaneka Eurogentec S.A.

iCycler iQ® is a registered trademark of Bio-Rad Laboratories, Inc.

iQ™5 is a trademark of Bio-Rad Laboratories, Inc.

LightCycler® is a registered trademark of Roche Diagnostics GmbH.

LNA® is a registered trademark of Exiqon A/S.

MasterCycler® is a registered trademark of Eppendorf, Inc.

Mx3000®, Mx3000P®, Mx 3005P®, Mx4000® are registered trademarks of Stratagene.

Opticon® is a registered trademark of Bio-Rad Laboratories, Inc.

Palm Cycler™ is a trademark of Corbett Research.

PikoReal™ is a trademark of Thermo Scientific.

QuantStudio™ is a trademark of Life Technologies.

Quantica® is a registered trademark of Techne Ltd and Techne, Inc.

QXL® is a registered trademark of Anaspec, Inc.

Rotor-Gene® is a registered trademark of Corbett Research Pty Ltd.

SmartCycler® is a registered trademark of Cepheid, Inc.

StepOne™ and StepOne Plus™ are trademarks of Applied Biosystems.

Swift Spectrum™ 96 is a trademark of Esco.

SYBR® is a registered trademark of Molecular Probes, Inc. (a wholly owned subsidiary of Invitrogen Corp.)

Taqman® is a registered trademark of Applied Biosystems, Inc.

Takyon™ is a trademark of Kaneka Eurogentec S.A.

Texas Red® is a registered trademark of Molecular Probes, Inc. (a wholly owned subsidiary of Invitrogen Corp.)

Vic® is a registered trademark of Apleria Corp.

ViiA™7 is a trademark of Life Technologies.

Yakima Yellow® is a registered trademark of Epoch Biosciences, Inc.

BE AWARE OF

EUROGENTEC LICENSE STATEMENT

January_2018

- For Roche Enzyme Products Conveying Polymerase Patent Rights, Chemically-Modified Hot-Start Polymerase Reagents and Kits, Licensed dsDNA-Binding Dye Research Kits and Licensed 5' Nuclease Research Kits
 - Use of this product is covered by applicable US patents and corresponding patent claims outside the US held by Roche. The purchase of this product includes a limited, non-transferable immunity from suit under such patent claims for using only this amount of product for the purchaser's own internal research. No right under any other patent claim, no right to perform any patented method, and no right to perform commercial services of any kind, including without limitation reporting the results of purchaser's activities for a fee or other commercial consideration, is conveyed expressly, by implication, or by estoppel. This product is for research use only. Additional rights for use in non-diagnostic fields require a license from Life Technologies. Diagnostic uses require a separate license from Roche. Further information on purchasing licenses may be obtained by contacting Out-licensing at Thermo Fisher Scientific, 5791 Van Allen Way, Carlsbad California 92008; outlicensing@lifetech.com.
- Elitech Dyes and Quenchers
 - Use of this product (including but not limited to Yakima Yellow® and Eclipse™ Dark Quencher) is covered by patents owned by ElitechGroup, Inc., including but not limited to the following US patents and corresponding patent claims outside the US: US 6,699,975, US 6,790,945, US 7,662,942, US 6,653,473, US 6,972,339, 7,541,454, 7,671,218, 7,767,834, 8,163,910, 6,727,356. This product, including both Research Grade Product and ND Grade Product, is sold under a licensing arrangement with ElitechGroup, Inc. for the purchaser's own internal research. Commercial use of this product requires a separate license from Kaneka Eurogentec S.A. Further information on purchasing licenses may be obtained by contacting licensing@eurogentec.com.
- Probes
 - Use of this product is covered by one or more of the following US patents and corresponding patent claims outside the US: 5,38,848, 5,723,591, 5,876,930, 6,030,787, 6,258,569 and 5,804,375 (claims 1-12 only). The purchase of this product includes a limited, non-transferable immunity from suit under the foregoing patent claims for using only this amount of product for the purchaser's own internal research. Except under separate license rights available from Applied Biosystems, no right under any other patent claim, or to perform commercial services of any kind, including without limitation reporting the results of purchaser's activities for a fee or other commercial consideration, or to sublicense, repackaging with other products, or resell in any form, is conveyed expressly, by implication, or by estoppel. This product is for research use only. Diagnostic uses under Roche patents require a separate license from Roche. Further information on purchasing licenses may be obtained from the Director of Licensing, Applied Biosystems, 850 Lincoln Centre Drive, Foster City, California 94404, USA.
- SYBR® Green I nucleic acid gel stain
 - This product is provided under a technology agreement from Life Technologies Corporation to Kaneka Eurogentec S.A. The sale of this product is conditioned on the buyer using the product only in research conducted by the buyer and not to sell or otherwise commercialise this product or its components (1) in manufacturing; (2) to provide a service, information, or data in exchange for payment; (3) for therapeutic, diagnostic or prophylactic purposes; or (4) for resale, not even if resold for use in research. For information on purchasing a license to this product for purposes other than research, contact Life Technologies Corporation, 5791 Van Allen Way, Carlsbad, CA 92008 USA or outlicensing@lifetech.com.
- QXL® Quenchers
 - Use of this product is covered by one or more of the following US patents owned by AnaSpec, Inc.: USP 7,910,753, USP 8,093,411, and divisionals, continuations, continuations-in-part, reissues, substitutes, and extensions thereof. The purchase of this product conveys to the buyer a limited, non-exclusive, nontransferable right (without the right to sell, repackage, or further sublicense) under these patent rights to use the amount of product purchased for the purchaser's own internal research. No other license is granted to the buyer whether expressly, by implication, by estoppel or otherwise. In particular, the purchase of this product does not include nor carry any right or license to use, develop, or otherwise exploit this product commercially, and no rights are conveyed to the buyer to use the product or components of the product for any other purposes, including without limitation, provision of services to a third party, generation of commercial databases, or clinical diagnostics or therapeutics. This product is for research use only. For information on purchasing a license to this product for purposes other than research, contact licensing@eurogentec.com.
- Black Hole Quencher®
 - Black Hole Quencher® and BHQ® are registered trademarks of Biosearch Technologies, Inc., Novato, California, U.S.A. (BTI) Patents are currently pending for the BHQ technology and such BHQ technology is licensed by the manufacturer pursuant to an agreement with BTI and these products are sold exclusively for research and development use only. They may not be used for human or veterinary in vitro or clinical diagnostic purposes and they may not be re-sold, distributed or re-packaged. For information on licensing programs to permit use for human or veterinary in vitro or clinical diagnostic purposes, please contact Biosearch at licensing@biosearchtech.com.
- UDG
 - Use of UDG employs patent rights licensed from Invitrogen Corporation.
- Dual-labelled probes or products containing dual-labelled probes that are not Licensed Probes:
 - No license is conveyed with the purchase of this product under any of US Patents Nos. 5,804,375, 5,994,056, 6,171,785, 5,538,848, 5,723,591, 5,876,930, 6,030,787, and 6,258,569, and corresponding patents outside the United States, or any other patents or patent applications, relating to the 5' Nuclease and dsDNA-Binding Dye Processes. For further information contact the Director of Licensing, Applied Biosystems, 850 Lincoln Centre Drive, Foster City, California 94404, USA.
- Rox Passive Reference
 - The purchase of this product includes a limited, non-transferable right to use the purchased amount of the product to perform Applied Biosystems' patented Passive Reference Method for the purchaser's own internal research. No right under any other patent claim and no right to perform commercial services of any kind, including without limitation reporting the results of purchaser's activities for a fee or other commercial consideration, is conveyed expressly, by implication, or by estoppel. This product is for research use only. For information about these rights or on obtaining additional rights, please contact outlicensing@lifetech.com or Out Licensing, Life Technologies, 5791 Van Allen Way, Carlsbad, California 92008.

www.eurogentec.com

PCR/qPCR

Contact:

For more information,
please contact your Sales
representative or contact us at:
isales@eurogentec.com

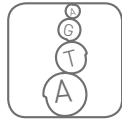
Toll free number: **00 800 666 00 123**

Kaneka Eurogentec S.A. 2018

Follow us on



Life Science Research



Oligos



PCR/qPCR



Genes/DNA



Antibodies



Peptides



Proteins